

MINISTERIO DE HACIENDA  
CENTRALIZACIÓN DE LA INFORMACIÓN FINANCIERA DEL ESTADO  
EJECUCIÓN DE LOS GASTOS Y APLICACIONES FINANCIERAS POR DESTINO DE FONDOS Y ESTRUCTURA  
CORRESPONDIENTE AL TRIMESTRE 1 (ENERO-MARZO) DEL AÑO 2026

FORM. EP-04

CODIGO DEL CAPITULO: 7161

DENOMINACION: JUNTA DE DISTRITO MUNICIPAL DE ARROYO BARRIL

DESTINO DE FONDO: TODOS

ESTADO: Aprobado

ESTADO CIERRE: ABIERTO

| DESTINO DE FONDO | Estructura                     |          |          |          |                | CODIGO SNIP | Clasificador de Gasto |          |        |           |          | FUNCION   | FUENTE FINANCIAMIENTO | FUENTE ESPECIFICA | ORGANISMO FINANCIADOR | Presupuesto            |              |                           |                         | Devengado        |                    |              |              |                        |                               |                      |
|------------------|--------------------------------|----------|----------|----------|----------------|-------------|-----------------------|----------|--------|-----------|----------|---|-----------------------|-------------------|-----------------------|------------------------|--------------|---------------------------|-------------------------|------------------|--------------------|--------------|--------------|------------------------|-------------------------------|----------------------|
|                  | Partida no Asignada a Programa | PROGRAMA | PRODUCTO | PROYECTO | ACTIVIDAD/OBRA |             | TIPO                  | CONCEPTO | CUENTA | SUBCUENTA | AUXILIAR |   |                       |                   |                       | DENOMINACION DEL GASTO | Original     | Modificaciones Anteriores | Modificación Trimestral | Vigente          | Acumulado Anterior | Trimestre    | A la fecha   | % Devengado a la fecha | Balance Disponible Trimestral | % Balance Disponible |
| 1                | 2                              | 3        | 4        | 5        | 6              | 7           | 8                     | 9        | 10     | 11        | 12       | 13  | 14                    | 15                | 16                    | 17                     | 18           | 19                        | 20                      | 21= 18 + 19 + 20 | 22                 | 23           | 24           | 25 = 24 / 21           | 26= 21-24                     | 27 = 26 / 21         |
| 11(P)            |                                |          |          |          |                |             |                       |          |        |           |          | PERSONAL  |                       |                   |                       |                        | 8,565,980.40 | 0.00                      | 0.00                    | 8,565,980.40     | 0.00               | 1,781,136.84 | 1,781,136.84 | 21%                    | 6,784,843.56                  | 79%                  |
| 11(P)            | 01                             |          | 00       |          |                |             |                       |          |        |           |          | Actividades Centrales                           |                       |                   |                       |                        | 7,248,678.00 | 0.00                      | 600,000.00              | 7,848,678.00     | 0.00               | 1,708,882.30 | 1,708,882.30 | 22%                    | 6,139,795.70                  | 8%                   |
| 11(P)            | 01                             |          | 00       | 00       |                |             |                       |          |        |           |          | N/A   |                       |                   |                       |                        | 7,248,678.00 | 0.00                      | 600,000.00              | 7,848,678.00     | 0.00               | 1,708,882.30 | 1,708,882.30 | 22%                    | 6,139,795.70                  | 8%                   |
| 11(P)            | 01                             |          | 00       | 00       | 0001           |             |                       |          |        |           |          | Dirección y coordinación                        |                       |                   |                       |                        | 3,417,036.00 | 0.00                      | -346,000.00             | 3,071,036.00     | 0.00               | 399,791.80   | 399,791.80   | 13%                    | 2,671,244.20                  | 8%                   |
| 11(P)            | 01                             |          | 00       | 00       | 0001           |             |                       |          |        |           |          |   |                       |                   |                       |                        | 3,417,036.00 | 0.00                      | -346,000.00             | 3,071,036.00     | 0.00               | 399,791.80   | 399,791.80   | 13%                    | 2,671,244.20                  | 8%                   |
| 11(P)            | 01                             |          | 00       | 00       | 0001           |             | 2                     |          |        |           |          | GASTOS  |                       |                   |                       |                        | 3,417,036.00 | 0.00                      | -346,000.00             | 3,071,036.00     | 0.00               | 399,791.80   | 399,791.80   | 13%                    | 2,671,244.20                  | 8%                   |
| 11(P)            | 01                             |          | 00       | 00       | 0001           |             | 2                     | 1        |        |           |          | REMUNERACIONES Y CONTRIBUCIONES                 |                       |                   |                       |                        | 3,332,036.00 | 0.00                      | -346,000.00             | 2,986,036.00     | 0.00               | 399,791.80   | 399,791.80   | 13%                    | 2,586,244.20                  | 8%                   |
| 11(P)            | 01                             |          | 00       | 00       | 0001           |             | 2                     | 1        | 1      |           |          | REMUNERACIONES                                  |                       |                   |                       |                        | 2,642,130.20 | 0.00                      | -346,000.00             | 2,296,130.20     | 0.00               | 355,691.80   | 355,691.80   | 15%                    | 1,940,438.40                  | 8%                   |
| 11(P)            | 01                             |          | 00       | 00       | 0001           |             | 2                     | 1        | 1      | 1         |          | Remuneraciones al personal fijo                 |                       |                   |                       |                        | 1,692,000.00 | 0.00                      | 0.00                    | 1,692,000.00     | 0.00               | 302,000.00   | 302,000.00   | 18%                    | 1,390,000.00                  | 8%                   |
| 11(P)            | 01                             |          | 00       | 00       | 0001           |             | 2                     | 1        | 1      | 01        |          | Sueldos empleados fijos                         | 1.1.02                | 20                | 1955                  | 100                    | 1,692,000.00 | 0.00                      | 0.00                    | 1,692,000.00     | 0.00               | 302,000.00   | 302,000.00   | 18%                    | 1,390,000.00                  | 8%                   |
| 11(P)            | 01                             |          | 00       | 00       | 0001           |             | 2                     | 1        | 1      | 2         |          | Remuneraciones al personal de carácter temporal |                       |                   |                       |                        | 706,000.00   | 0.00                      | -346,000.00             | 360,000.00       | 0.00               | 0.00         | 0.00         | 0%                     | 360,000.00                    | 8%                   |
| 11(P)            | 01                             |          | 00       | 00       | 0001           |             | 2                     | 1        | 1      | 2         | 06       | Jornales  | 1.1.01                | 20                | 1955                  | 100                    | 360,000.00   | 0.00                      | 0.00                    | 360,000.00       | 0.00               | 0.00         | 0.00         | 0%                     | 360,000.00                    | 8%                   |
| 11(P)            | 01                             |          | 00       | 00       | 0001           |             | 2                     | 1        | 1      | 2         | 06       | Jornales  | 1.1.02                | 20                | 1955                  | 100                    | 346,000.00   | 0.00                      | -346,000.00             | 0.00             | 0.00               | 0.00         | 0%           | 0.00                   | 0%                            |                      |
| 11(P)            | 01                             |          | 00       | 00       | 0001           |             | 2                     | 1        | 1      | 4         |          | Sueldo anual no.13                              |                       |                   |                       |                        | 144,130.20   | 0.00                      | 0.00                    | 144,130.20       | 0.00               | 0.00         | 0.00         | 0%                     | 144,130.20                    | 8%                   |
| 11(P)            | 01                             |          | 00       | 00       | 0001           |             | 2                     | 1        | 1      | 4         | 01       | Sueldo Anual No. 13                             | 1.1.02                | 30                | 9996                  | 102                    | 144,130.20   | 0.00                      | 0.00                    | 144,130.20       | 0.00               | 0.00         | 0.00         | 0%                     | 144,130.20                    | 8%                   |
| 11(P)            | 01                             |          | 00       | 00       | 0001           |             | 2                     | 1        | 1      | 5         |          | Prestaciones económicas                         |                       |                   |                       |                        | 100,000.00   | 0.00                      | 0.00                    | 100,000.00       | 0.00               | 53,691.80    | 53,691.80    | 54%                    | 46,308.20                     | 8%                   |
| 11(P)            | 01                             |          | 00       | 00       | 0001           |             | 2                     | 1        | 1      | 5         | 03       | Prestación laboral por desvinculación           | 1.1.01                | 20                | 1955                  | 100                    | 100,000.00   | 0.00                      | 0.00                    | 100,000.00       | 0.00               | 53,691.80    | 53,691.80    | 54%                    | 46,308.20                     | 8%                   |
| 11(P)            | 01                             |          | 00       | 00       | 0001           |             | 2                     | 1        | 3      |           |          | DIETAS Y GASTOS DE REPRESENTACIÓN               |                       |                   |                       |                        | 497,000.00   | 0.00                      | 0.00                    | 497,000.00       | 0.00               | 44,100.00    | 44,100.00    | 9%                     | 452,900.00                    | 8%                   |
| 11(P)            | 01                             |          | 00       | 00       | 0001           |             | 2                     | 1        | 3      | 1         |          | Dietas  |                       |                   |                       |                        | 329,000.00   | 0.00                      | 0.00                    | 329,000.00       | 0.00               | 8,050.00     | 8,050.00     | 2%                     | 320,950.00                    | 8%                   |
| 11(P)            | 01                             |          | 00       | 00       | 0001           |             | 2                     | 1        | 3      | 1         | 01       | Dietas en el país                               | 1.1.02                | 20                | 1955                  | 100                    | 329,000.00   | 0.00                      | 0.00                    | 329,000.00       | 0.00               | 8,050.00     | 8,050.00     | 2%                     | 320,950.00                    | 8%                   |
| 11(P)            | 01                             |          | 00       | 00       | 0001           |             | 2                     | 1        | 3      | 2         |          | Gastos de representación                        |                       |                   |                       |                        | 168,000.00   | 0.00                      | 0.00                    | 168,000.00       | 0.00               | 36,050.00    | 36,050.00    | 21%                    | 131,950.00                    | 8%                   |
| 11(P)            | 01                             |          | 00       | 00       | 0001           |             | 2                     | 1        | 3      | 2         | 01       | Gastos de representación en el país             | 1.1.02                | 20                | 1955                  | 100                    | 168,000.00   | 0.00                      | 0.00                    | 168,000.00       | 0.00               | 36,050.00    | 36,050.00    | 21%                    | 131,950.00                    | 8%                   |
| 11(P)            | 01                             |          | 00       | 00       | 0001           |             | 2                     | 1        | 5      |           |          | CONTRIBUCIONES A LA SEGURIDAD SOCIAL            |                       |                   |                       |                        | 192,905.80   | 0.00                      | 0.00                    | 192,905.80       | 0.00               | 0.00         | 0.00         | 0%                     | 192,905.80                    | 8%                   |
| 11(P)            | 01                             |          | 00       | 00       | 0001           |             | 2                     | 1        | 5      | 1         |          | Contribuciones al seguro de salud               |                       |                   |                       |                        | 2,228.80     | 0.00                      | 0.00                    | 2,228.80         | 0.00               | 0.00         | 0.00         | 0%                     | 2,228.80                      | 8%                   |
| 11(P)            | 01                             |          | 00       | 00       | 0001           |             | 2                     | 1        | 5      | 1         | 01       | Contribuciones al seguro de salud               | 1.1.02                | 30                | 9996                  | 102                    | 2,228.80     | 0.00                      | 0.00                    | 2,228.80         | 0.00               | 0.00         | 0.00         | 0%                     | 2,228.80                      | 8%                   |
| 11(P)            | 01                             |          | 00       | 00       | 0001           |             | 2                     | 1        | 5      | 2         |          | Contribuciones al seguro de pensiones           |                       |                   |                       |                        | 4,125.00     | 0.00                      | 0.00                    | 4,125.00         | 0.00               | 0.00         | 0.00         | 0%                     | 4,125.00                      | 8%                   |
| 11(P)            | 01                             |          | 00       | 00       | 0001           |             | 2                     | 1        | 5      | 2         | 01       | Contribuciones al seguro de pensiones           | 1.1.02                | 30                | 9996                  | 102                    | 4,125.00     | 0.00                      | 0.00                    | 4,125.00         | 0.00               | 0.00         | 0.00         | 0%                     | 4,125.00                      | 8%                   |
| 11(P)            | 01                             |          | 00       | 00       | 0001           |             | 2                     | 1        | 5      | 3         |          | Contribuciones al seguro de riesgo laboral      |                       |                   |                       |                        | 186,552.00   | 0.00                      | 0.00                    | 186,552.00       | 0.00               | 0.00         | 0.00         | 0%                     | 186,552.00                    | 8%                   |
| 11(P)            | 01                             |          | 00       | 00       | 0001           |             | 2                     | 1        | 5      | 3         | 01       | Contribuciones al seguro de riesgo laboral      | 1.1.02                | 20                | 1955                  | 100                    | 93,276.00    | 0.00                      | 0.00                    | 93,276.00        | 0.00               | 0.00         | 0.00         | 0%                     | 93,276.00                     | 8%                   |
| 11(P)            | 01                             |          | 00       | 00       | 0001           |             | 2                     | 1        | 5      | 3         | 01       | Contribuciones al seguro de riesgo laboral      | 1.1.02                | 30                | 9996                  | 102                    | 93,276.00    | 0.00                      | 0.00                    | 93,276.00        | 0.00               | 0.00         | 0.00         | 0%                     | 93,276.00                     | 8%                   |
| 11(P)            | 01                             |          | 00       | 00       | 0001           |             | 2                     | 2        |        |           |          | CONTRATACIÓN DE SERVICIOS                       |                       |                   |                       |                        | 85,000.00    | 0.00                      | 0.00                    | 85,000.00        | 0.00               | 0.00         | 0.00         | 0%                     | 85,000.00                     | 8%                   |
| 11(P)            | 01                             |          | 00       | 00       | 0001           |             | 2                     | 2        | 3      |           |          | VIÁTICOS  |                       |                   |                       |                        | 85,000.00    | 0.00                      | 0.00                    | 85,000.00        | 0.00               | 0.00         | 0.00         | 0%                     | 85,000.00                     | 8%                   |
| 11(P)            | 01                             |          | 00       | 00       | 0001           |             | 2                     | 2        | 3      | 2         |          | Viáticos fuera del país                         |                       |                   |                       |                        | 85,000.00    | 0.00                      | 0.00                    | 85,000.00        | 0.00               | 0.00         | 0.00         | 0%                     | 85,000.00                     | 8%                   |
| 11(P)            | 01                             |          | 00       | 00       | 0001           |             | 2                     | 2        | 3      | 2         | 01       | Viáticos fuera del país                         | 1.1.02                | 20                | 1955                  | 100                    | 85,000.00    | 0.00                      | 0.00                    | 85,000.00        | 0.00               | 0.00         | 0.00         | 0%                     | 85,000.00                     | 8%                   |
| 11(P)            | 01                             |          | 00       | 00       | 0002           |             |                       |          |        |           |          | Gestión administrativa y financiera             |                       |                   |                       |                        | 1,896,426.00 | 0.00                      | 946,000.00              | 2,842,426.00     | 0.00               | 959,877.18   | 959,877.18   | 34%                    | 1,882,548.82                  | 8%                   |
| 11(P)            | 01                             |          | 00       | 00       | 0002           |             |                       |          |        |           |          |   |                       |                   |                       |                        | 1,896,426.00 | 0.00                      | 946,000.00              | 2,842,426.00     | 0.00               | 959,877.18   | 959,877.18   | 34%                    | 1,882,548.82                  | 8%                   |
| 11(P)            | 01                             |          | 00       | 00       | 0002           |             | 2                     |          |        |           |          | GASTOS  |                       |                   |                       |                        | 1,896,426.00 | 0.00                      | 946,000.00              | 2,842,426.00     | 0.00               | 959,877.18   | 959,877.18   | 34%                    | 1,882,548.82                  | 8%                   |
| 11(P)            | 01                             |          | 00       | 00       | 0002           |             | 2                     | 1        |        |           |          | REMUNERACIONES Y CONTRIBUCIONES                 |                       |                   |                       |                        | 1,393,027.37 | 0.00                      | 946,000.00              | 2,339,027.37     | 0.00               | 722,700.00   | 722,700.00   | 31%                    | 1,616,327.37                  | 8%                   |
| 11(P)            | 01                             |          | 00       | 00       | 0002           |             | 2                     | 1        | 1      |           |          | REMUNERACIONES                                  |                       |                   |                       |                        | 573,500.00   | 0.00                      | 946,000.00              | 1,519,500.00     | 0.00               | 693,200.00   | 693,200.00   | 46%                    | 826,300.00                    | 8%                   |
| 11(P)            | 01                             |          | 00       | 00       | 0002           |             | 2                     | 1        | 1      | 1         |          | Remuneraciones al personal fijo                 |                       |                   |                       |                        | 352,000.00   | 0.00                      | 946,000.00              | 1,298,000.00     | 0.00               | 693,200.00   | 693,200.00   | 53%                    | 604,800.00                    | 8%                   |
| 11(P)            | 01                             |          | 00       | 00       | 0002           |             | 2                     | 1        | 1      | 1         | 01       | Sueldos empleados fijos                         | 1.1.02                | 20                | 1955                  | 100                    | 352,000.00   | 0.00                      | 946,000.00              | 1,298,000.00     | 0.00               | 693,200.00   | 693,200.00   | 53%                    | 604,800.00                    | 8%                   |
| 11(P)            | 01                             |          | 00       | 00       | 0002           |             | 2                     | 1        | 1      | 4         |          | Sueldo anual no.13                              |                       |                   |                       |                        | 221,500.00   | 0.00                      | 0.00                    | 221,500.00       | 0.00               | 0.00         | 0.00         | 0%                     | 221,500.00                    | 8%                   |
| 11(P)            | 01                             |          | 00       | 00       | 0002           |             | 2                     | 1        | 1      | 4         | 01       | Sueldo Anual No. 13                             | 1.1.02                | 20                | 1955                  | 100                    | 221,500.00   | 0.00                      | 0.00                    | 221,500.00       | 0.00               | 0.00         | 0.00         | 0%                     | 221,500.00                    | 8%                   |
| 11(P)            | 01                             |          | 00       | 00       | 0002           |             | 2                     | 1        | 3      |           |          | DIETAS Y GASTOS DE REPRESENTACIÓN               |                       |                   |                       |                        | 235,770.80   | 0.00                      | 0.00                    | 235,770.80       | 0.00               | 29,500.00    | 29,500.00    | 13%                    | 206,270.80                    | 8%                   |

  
ELABORADOR POR

MINISTERIO DE HACIENDA  
CENTRALIZACIÓN DE LA INFORMACIÓN FINANCIERA DEL ESTADO  
EJECUCIÓN DE LOS GASTOS Y APLICACIONES FINANCIERAS POR DESTINO DE FONDOS Y ESTRUCTURA  
CORRESPONDIENTE AL TRIMESTRE 1 (ENERO-MARZO) DEL AÑO 2026

FORM. EP-04  
 CODIGO DEL CAPITULO: 7161  
 DENOMINACION: JUNTA DE DISTRITO MUNICIPAL DE ARROYO BARRIL  
 DESTINO DE FONDO: TODOS  
 ESTADO: Aprobado  
 ESTADO CIERRE: ABIERTO

| DESTINO DE FONDO | Estructura                     |          |          |          |                |             | Clasificador de Gasto |          |        |           |  |                        | FUNCION | FUENTE FINANCIAMIENTO | FUENTE ESPECIFICA | ORGANISMO FINANCIADOR | Presupuesto |                           |                         |            | Devengado          |            |              |                        |                               |                      |
|------------------|--------------------------------|----------|----------|----------|----------------|-------------|-----------------------|----------|--------|-----------|--|------------------------|---------|-----------------------|-------------------|-----------------------|-------------|---------------------------|-------------------------|------------|--------------------|------------|--------------|------------------------|-------------------------------|----------------------|
|                  | Partida no Asignada a Programa | PROGRAMA | PRODUCTO | PROYECTO | ACTIVIDAD/OBRA | CODIGO SNIP | TIPO                  | CONCEPTO | CUENTA | SUBCUENTA | AJUXILIAR  | DENOMINACION DEL GASTO |         |                       |                   |                       | Original    | Modificaciones Anteriores | Modificación Trimestral | Vigente    | Acumulado Anterior | Trimestre  | A la fecha   | % Devengado a la fecha | Balance Disponible Trimestral | % Balance Disponible |
|                  |                                |          |          |          |                |             |                       |          |        |           |  |                        |         |                       |                   |                       |             |                           |                         |            |                    |            |              |                        |                               |                      |
| 11(P)            | 01                             | 00       | 00       | 0002     |                | 2           | 1                     | 3        | 1      |           | Dietas   |                        |         |                       | 235,770.80        | 0.00                  | 0.00        | 235,770.80                | 0.00                    | 29,500.00  | 29,500.00          | 13%        | 206,270.80   | 8%                     |                               |                      |
| 11(P)            | 01                             | 00       | 00       | 0002     |                | 2           | 1                     | 3        | 1      | 01        | Dietas en el pais                                      | 1.1.02                 | 20      | 1955                  | 100               | 204,000.00            | 0.00        | 0.00                      | 204,000.00              | 0.00       | 29,500.00          | 29,500.00  | 14%          | 174,500.00             | 8%                            |                      |
| 11(P)            | 01                             | 00       | 00       | 0002     |                | 2           | 1                     | 3        | 1      | 01        | Dietas en el pais                                      | 1.1.02                 | 30      | 9996                  | 102               | 31,770.80             | 0.00        | 0.00                      | 31,770.80               | 0.00       | 0.00               | 0.00       | 0%           | 31,770.80              | 8%                            |                      |
| 11(P)            | 01                             | 00       | 00       | 0002     |                | 2           | 1                     | 4        | 1      |           | GRATIFICACIONES Y BONIFICACIONES                       |                        |         |                       | 495,456.57        | 0.00                  | 0.00        | 495,456.57                | 0.00                    | 0.00       | 0.00               | 0%         | 495,456.57   | 8%                     |                               |                      |
| 11(P)            | 01                             | 00       | 00       | 0002     |                | 2           | 1                     | 4        | 1      |           | Bonificaciones   |                        |         |                       | 495,456.57        | 0.00                  | 0.00        | 495,456.57                | 0.00                    | 0.00       | 0.00               | 0%         | 495,456.57   | 8%                     |                               |                      |
| 11(P)            | 01                             | 00       | 00       | 0002     |                | 2           | 1                     | 4        | 1      | 01        | Bonificaciones   | 1.1.02                 | 30      | 9995                  | 102               | 181,523.60            | 0.00        | 0.00                      | 181,523.60              | 0.00       | 0.00               | 0.00       | 0%           | 181,523.60             | 8%                            |                      |
| 11(P)            | 01                             | 00       | 00       | 0002     |                | 2           | 1                     | 4        | 1      | 01        | Bonificaciones   | 1.1.02                 | 20      | 1955                  | 100               | 313,932.97            | 0.00        | 0.00                      | 313,932.97              | 0.00       | 0.00               | 0.00       | 0%           | 313,932.97             | 8%                            |                      |
| 11(P)            | 01                             | 00       | 00       | 0002     |                | 2           | 1                     | 5        | 1      |           | CONTRIBUCIONES A LA SEGURIDAD SOCIAL                   |                        |         |                       | 88,300.00         | 0.00                  | 0.00        | 88,300.00                 | 0.00                    | 0.00       | 0.00               | 0%         | 88,300.00    | 8%                     |                               |                      |
| 11(P)            | 01                             | 00       | 00       | 0002     |                | 2           | 1                     | 5        | 1      |           | Contribuciones al seguro de salud                      |                        |         |                       | 68,800.00         | 0.00                  | 0.00        | 68,800.00                 | 0.00                    | 0.00       | 0.00               | 0%         | 68,800.00    | 8%                     |                               |                      |
| 11(P)            | 01                             | 00       | 00       | 0002     |                | 2           | 1                     | 5        | 1      | 01        | Contribuciones al seguro de salud                      | 1.1.02                 | 30      | 9996                  | 102               | 68,800.00             | 0.00        | 0.00                      | 68,800.00               | 0.00       | 0.00               | 0.00       | 0%           | 68,800.00              | 8%                            |                      |
| 11(P)            | 01                             | 00       | 00       | 0002     |                | 2           | 1                     | 5        | 3      |           | Contribuciones al seguro de riesgo laboral             |                        |         |                       | 19,500.00         | 0.00                  | 0.00        | 19,500.00                 | 0.00                    | 0.00       | 0.00               | 0%         | 19,500.00    | 8%                     |                               |                      |
| 11(P)            | 01                             | 00       | 00       | 0002     |                | 2           | 1                     | 5        | 3      | 01        | Contribuciones al seguro de riesgo laboral             | 1.1.02                 | 30      | 9996                  | 102               | 19,500.00             | 0.00        | 0.00                      | 19,500.00               | 0.00       | 0.00               | 0.00       | 0%           | 19,500.00              | 8%                            |                      |
| 11(P)            | 01                             | 00       | 00       | 0002     |                | 2           | 2                     | 2        | 8      |           | CONTRATACIÓN DE SERVICIOS                              |                        |         |                       | 503,398.63        | 0.00                  | 0.00        | 503,398.63                | 0.00                    | 237,177.18 | 237,177.18         | 47%        | 266,221.45   | 8%                     |                               |                      |
| 11(P)            | 01                             | 00       | 00       | 0002     |                | 2           | 2                     | 2        | 8      |           | OTROS SERVICIOS NO INCLUIDOS EN CONCEPTOS              |                        |         |                       | 503,398.63        | 0.00                  | 0.00        | 503,398.63                | 0.00                    | 237,177.18 | 237,177.18         | 47%        | 266,221.45   | 8%                     |                               |                      |
| 11(P)            | 01                             | 00       | 00       | 0002     |                | 2           | 2                     | 2        | 8      | 2         | Comisiones y gastos                                    |                        |         |                       | 11,000.00         | 0.00                  | 0.00        | 11,000.00                 | 0.00                    | 2,972.18   | 2,972.18           | 27%        | 8,027.82     | 8%                     |                               |                      |
| 11(P)            | 01                             | 00       | 00       | 0002     |                | 2           | 2                     | 2        | 8      | 2         | Comisiones y gastos                                    | 1.1.02                 | 20      | 1955                  | 100               | 11,000.00             | 0.00        | 0.00                      | 11,000.00               | 0.00       | 2,972.18           | 2,972.18   | 27%          | 8,027.82               | 8%                            |                      |
| 11(P)            | 01                             | 00       | 00       | 0002     |                | 2           | 2                     | 2        | 8      | 7         | Servicios Técnicos y Profesionales                     |                        |         |                       | 492,398.63        | 0.00                  | 0.00        | 492,398.63                | 0.00                    | 234,205.00 | 234,205.00         | 48%        | 258,193.63   | 8%                     |                               |                      |
| 11(P)            | 01                             | 00       | 00       | 0002     |                | 2           | 2                     | 2        | 8      | 7         | Otros servicios técnicos profesionales                 | 1.1.02                 | 20      | 1955                  | 100               | 492,398.63            | 0.00        | 0.00                      | 492,398.63              | 0.00       | 234,205.00         | 234,205.00 | 48%          | 258,193.63             | 8%                            |                      |
| 11(P)            | 01                             | 00       | 00       | 0003     |                | 2           | 2                     | 2        | 8      | 7         | Normas, seguimiento, control y fiscalización de la     |                        |         |                       | 1,935,216.00      | 0.00                  | 0.00        | 1,935,216.00              | 0.00                    | 349,213.32 | 349,213.32         | 18%        | 1,586,002.68 | 8%                     |                               |                      |
| 11(P)            | 01                             | 00       | 00       | 0003     |                | 2           | 2                     | 2        | 8      | 7         | Normas, seguimiento, control y fiscalización de la     |                        |         |                       | 1,935,216.00      | 0.00                  | 0.00        | 1,935,216.00              | 0.00                    | 349,213.32 | 349,213.32         | 18%        | 1,586,002.68 | 8%                     |                               |                      |
| 11(P)            | 01                             | 00       | 00       | 0003     |                | 2           | 2                     | 2        | 8      | 7         | GASTOS   |                        |         |                       | 1,935,216.00      | 0.00                  | 0.00        | 1,935,216.00              | 0.00                    | 349,213.32 | 349,213.32         | 18%        | 1,586,002.68 | 8%                     |                               |                      |
| 11(P)            | 01                             | 00       | 00       | 0003     |                | 2           | 1                     | 1        | 1      |           | REMUNERACIONES Y CONTRIBUCIONES                        |                        |         |                       | 1,773,000.00      | 0.00                  | 0.00        | 1,773,000.00              | 0.00                    | 314,163.32 | 314,163.32         | 18%        | 1,458,836.68 | 8%                     |                               |                      |
| 11(P)            | 01                             | 00       | 00       | 0003     |                | 2           | 1                     | 1        | 1      |           | REMUNERACIONES   |                        |         |                       | 1,692,000.00      | 0.00                  | 0.00        | 1,692,000.00              | 0.00                    | 314,163.32 | 314,163.32         | 19%        | 1,377,836.68 | 8%                     |                               |                      |
| 11(P)            | 01                             | 00       | 00       | 0003     |                | 2           | 1                     | 1        | 1      | 01        | Remuneraciones al personal fijo                        | 1.1.02                 | 20      | 1955                  | 100               | 1,692,000.00          | 0.00        | 0.00                      | 1,692,000.00            | 0.00       | 314,163.32         | 314,163.32 | 19%          | 1,377,836.68           | 8%                            |                      |
| 11(P)            | 01                             | 00       | 00       | 0003     |                | 2           | 1                     | 1        | 4      |           | Sueldos empleados fijos                                |                        |         |                       | 81,000.00         | 0.00                  | 0.00        | 81,000.00                 | 0.00                    | 0.00       | 0.00               | 0%         | 81,000.00    | 8%                     |                               |                      |
| 11(P)            | 01                             | 00       | 00       | 0003     |                | 2           | 1                     | 1        | 4      | 01        | Sueldo anual no.13                                     | 1.1.02                 | 20      | 1955                  | 100               | 81,000.00             | 0.00        | 0.00                      | 81,000.00               | 0.00       | 0.00               | 0.00       | 0%           | 81,000.00              | 8%                            |                      |
| 11(P)            | 01                             | 00       | 00       | 0003     |                | 2           | 1                     | 1        | 4      | 01        | Sueldo Anual No. 13                                    |                        |         |                       | 81,000.00         | 0.00                  | 0.00        | 81,000.00                 | 0.00                    | 0.00       | 0.00               | 0%         | 81,000.00    | 8%                     |                               |                      |
| 11(P)            | 01                             | 00       | 00       | 0003     |                | 2           | 1                     | 3        | 1      |           | DIETAS Y GASTOS DE REPRESENTACIÓN                      |                        |         |                       | 144,000.00        | 0.00                  | 0.00        | 144,000.00                | 0.00                    | 35,050.00  | 35,050.00          | 24%        | 108,950.00   | 8%                     |                               |                      |
| 11(P)            | 01                             | 00       | 00       | 0003     |                | 2           | 1                     | 3        | 1      |           | Dietas   |                        |         |                       | 75,000.00         | 0.00                  | 0.00        | 75,000.00                 | 0.00                    | 13,000.00  | 13,000.00          | 17%        | 62,000.00    | 8%                     |                               |                      |
| 11(P)            | 01                             | 00       | 00       | 0003     |                | 2           | 1                     | 3        | 1      | 01        | Dietas en el pais                                      | 1.1.02                 | 20      | 1955                  | 100               | 75,000.00             | 0.00        | 0.00                      | 75,000.00               | 0.00       | 13,000.00          | 13,000.00  | 17%          | 62,000.00              | 8%                            |                      |
| 11(P)            | 01                             | 00       | 00       | 0003     |                | 2           | 1                     | 3        | 2      |           | Gastos de representación                               |                        |         |                       | 69,000.00         | 0.00                  | 0.00        | 69,000.00                 | 0.00                    | 22,050.00  | 22,050.00          | 32%        | 46,950.00    | 8%                     |                               |                      |
| 11(P)            | 01                             | 00       | 00       | 0003     |                | 2           | 1                     | 3        | 2      | 01        | Gastos de representación en el pais                    | 1.1.02                 | 20      | 1955                  | 100               | 69,000.00             | 0.00        | 0.00                      | 69,000.00               | 0.00       | 22,050.00          | 22,050.00  | 32%          | 46,950.00              | 8%                            |                      |
| 11(P)            | 01                             | 00       | 00       | 0003     |                | 2           | 1                     | 5        | 2      |           | CONTRIBUCIONES A LA SEGURIDAD SOCIAL                   |                        |         |                       | 18,216.00         | 0.00                  | 0.00        | 18,216.00                 | 0.00                    | 0.00       | 0.00               | 0%         | 18,216.00    | 8%                     |                               |                      |
| 11(P)            | 01                             | 00       | 00       | 0003     |                | 2           | 1                     | 5        | 3      |           | Contribuciones al seguro de riesgo laboral             |                        |         |                       | 18,216.00         | 0.00                  | 0.00        | 18,216.00                 | 0.00                    | 0.00       | 0.00               | 0%         | 18,216.00    | 8%                     |                               |                      |
| 11(P)            | 01                             | 00       | 00       | 0003     |                | 2           | 1                     | 5        | 3      | 01        | Contribuciones al seguro de riesgo laboral             | 1.1.02                 | 30      | 9995                  | 102               | 18,216.00             | 0.00        | 0.00                      | 18,216.00               | 0.00       | 0.00               | 0.00       | 0%           | 18,216.00              | 8%                            |                      |
| 11(P)            | 01                             | 12       | 03       | 0003     |                | 2           | 1                     | 5        | 3      | 01        | Fortalecimiento y gestión de los servicios públicos    |                        |         |                       | 847,302.40        | 0.00                  | -600,000.00 | 247,302.40                | 0.00                    | 14,254.54  | 14,254.54          | 6%         | 233,047.86   | 8%                     |                               |                      |
| 11(P)            | 01                             | 12       | 03       | 0001     |                | 2           | 1                     | 5        | 3      | 01        | N/A  |                        |         |                       | 847,302.40        | 0.00                  | -600,000.00 | 247,302.40                | 0.00                    | 14,254.54  | 14,254.54          | 6%         | 233,047.86   | 8%                     |                               |                      |
| 11(P)            | 01                             | 12       | 03       | 0001     |                | 2           | 1                     | 5        | 3      | 01        | Servicios de ornato, embellecimiento y conservación de |                        |         |                       | 698,651.20        | 0.00                  | -600,000.00 | 98,651.20                 | 0.00                    | 0.00       | 0.00               | 0%         | 98,651.20    | 8%                     |                               |                      |
| 11(P)            | 01                             | 12       | 03       | 0001     |                | 2           | 1                     | 5        | 3      | 01        | Servicios de ornato, embellecimiento y conservación de |                        |         |                       | 698,651.20        | 0.00                  | -600,000.00 | 98,651.20                 | 0.00                    | 0.00       | 0.00               | 0%         | 98,651.20    | 8%                     |                               |                      |
| 11(P)            | 01                             | 12       | 03       | 0001     |                | 2           | 1                     | 5        | 3      | 01        | Servicios de ornato, embellecimiento y conservación de |                        |         |                       | 698,651.20        | 0.00                  | -600,000.00 | 98,651.20                 | 0.00                    | 0.00       | 0.00               | 0%         | 98,651.20    | 8%                     |                               |                      |
| 11(P)            | 01                             | 12       | 03       | 0001     |                | 2           | 1                     | 5        | 3      | 01        | Servicios de ornato, embellecimiento y conservación de |                        |         |                       | 698,651.20        | 0.00                  | -600,000.00 | 98,651.20                 | 0.00                    | 0.00       | 0.00               | 0%         | 98,651.20    | 8%                     |                               |                      |
| 11(P)            | 01                             | 12       | 03       | 0001     |                | 2           | 1                     | 5        | 3      | 01        | Servicios de ornato, embellecimiento y conservación de |                        |         |                       | 698,651.20        | 0.00                  | -600,000.00 | 98,651.20                 | 0.00                    | 0.00       | 0.00               | 0%         | 98,651.20    | 8%                     |                               |                      |
| 11(P)            | 01                             | 12       | 03       | 0001     |                | 2           | 1                     | 5        | 3      | 01        | Servicios de ornato, embellecimiento y conservación de |                        |         |                       | 698,651.20        | 0.00                  | -600,000.00 | 98,651.20                 | 0.00                    | 0.00       | 0.00               | 0%         | 98,651.20    | 8%                     |                               |                      |
| 11(P)            | 01                             | 12       | 03       | 0001     |                | 2           | 1                     | 5        | 3      | 01        | Servicios de ornato, embellecimiento y conservación de |                        |         |                       | 698,651.20        | 0.00                  | -600,000.00 | 98,651.20                 | 0.00                    | 0.00       | 0.00               | 0%         | 98,651.20    | 8%                     |                               |                      |
| 11(P)            | 01                             | 12       | 03       | 0001     |                | 2           | 1                     | 5        | 3      | 01        | Servicios de ornato, embellecimiento y conservación de |                        |         |                       | 698,651.20        | 0.00                  | -600,000.00 | 98,651.20                 | 0.00                    | 0.00       | 0.00               | 0%         | 98,651.20    | 8%                     |                               |                      |
| 11(P)            | 01                             | 12       | 03       | 0001     |                | 2           | 1                     | 5        | 3      | 01        | Servicios de ornato, embellecimiento y conservación de |                        |         |                       | 698,651.20        | 0.00                  | -600,000.00 | 98,651.20                 | 0.00                    | 0.00       | 0.00               | 0%         | 98,651.20    | 8%                     |                               |                      |
| 11(P)            | 01                             | 12       | 03       | 0001     |                | 2           | 1                     | 5        | 3      | 01        | Servicios de ornato, embellecimiento y conservación de |                        |         |                       | 698,651.20        | 0.00                  | -600,000.00 | 98,651.20                 | 0.00                    | 0.00       | 0.00               | 0%         |              |                        |                               |                      |


MINISTERIO DE HACIENDA  
CENTRALIZACIÓN DE LA INFORMACIÓN FINANCIERA DEL ESTADO  
EJECUCIÓN DE LOS GASTOS Y APLICACIONES FINANCIERAS POR DESTINO DE FONDOS Y ESTRUCTURA  
CORRESPONDIENTE AL TRIMESTRE 1 (ENERO-MARZO) DEL AÑO 2026

FORM. EP-04  
 CODIGO DEL CAPITULO: 7161  
 DENOMINACION: JUNTA DE DISTRITO MUNICIPAL DE ARROYO BARRIL  
 DESTINO DE FONDO: TODOS  
 ESTADO: Aprobado  
 ESTADO CIERRE: ABIERTO

| DESTINO DE FONDO | Estructura                     |          |          |          |                | CODIGO SNIP | Clasificador de Gasto |          |        |           |          | FUNCION  | FUENTE FINANCIAMIENTO | FUENTE ESPECIFICA | ORGANISMO FINANCIADOR | Presupuesto            |               |                           |                         | Devengado        |                    |              |              |                        |                               |                      |
|------------------|--------------------------------|----------|----------|----------|----------------|-------------|-----------------------|----------|--------|-----------|----------|--|-----------------------|-------------------|-----------------------|------------------------|---------------|---------------------------|-------------------------|------------------|--------------------|--------------|--------------|------------------------|-------------------------------|----------------------|
|                  | Partida no Asignada a Programa | PROGRAMA | PRODUCTO | PROYECTO | ACTIVIDAD/OBRA |             | TIPO                  | CONCEPTO | CUENTA | SUBCUENTA | AUXILIAR |  |                       |                   |                       | DENOMINACION DEL GASTO | Original      | Modificaciones Anteriores | Modificación Trimestral | Vigente          | Acumulado Anterior | Trimestre    | A la fecha   | % Devengado a la fecha | Balance Disponible Trimestral | % Balance Disponible |
| 1                | 2                              | 3        | 4        | 5        | 6              | 7           | 8                     | 9        | 10     | 11        | 12       | 13   | 14                    | 15                | 16                    | 17                     | 18            | 19                        | 20                      | 21= 18 + 19 + 20 | 22                 | 23           | 24           | 25 = 24 / 21           | 26= 21-24                     | 27 = 26 / 21         |
| 11(P)            |                                | 12       | 02       | 00       | 0001           |             | 2                     | 1        | 5      |           |          | CONTRIBUCIONES A LA SEGURIDAD SOCIAL                 |                       |                   |                       |                        | 98,651.20     | 0.00                      | 0.00                    | 98,651.20        | 0.00               | 0.00         | 0.00         | 0%                     | 98,651.20                     | 8%                   |
| 11(P)            |                                | 12       | 02       | 00       | 0001           |             | 2                     | 1        | 5      | 1         |          | Contribuciones al seguro de salud                    |                       |                   |                       |                        | 98,651.20     | 0.00                      | 0.00                    | 98,651.20        | 0.00               | 0.00         | 0.00         | 0%                     | 98,651.20                     | 8%                   |
| 11(P)            |                                | 12       | 03       | 00       | 0001           |             | 2                     | 1        | 5      | 1         | 01       | Contribuciones al seguro de salud                    | 3.2.02                | 20                | 1955                  | 100                    | 98,651.20     | 0.00                      | 0.00                    | 98,651.20        | 0.00               | 0.00         | 0.00         | 0%                     | 98,651.20                     | 8%                   |
| 11(P)            |                                | 12       | 03       | 00       | 0002           |             |                       |          |        |           |          | Mantenimiento de alumbrado público de calles,        |                       |                   |                       |                        | 148,651.20    | 0.00                      | 0.00                    | 148,651.20       | 0.00               | 14,254.54    | 14,254.54    | 10%                    | 134,396.66                    | 8%                   |
| 11(P)            |                                | 12       | 03       | 00       | 0002           |             |                       |          |        |           |          |  |                       |                   |                       |                        | 148,651.20    | 0.00                      | 0.00                    | 148,651.20       | 0.00               | 14,254.54    | 14,254.54    | 10%                    | 134,396.66                    | 8%                   |
| 11(P)            |                                | 12       | 03       | 00       | 0002           |             | 2                     |          |        |           |          | GASTOS   |                       |                   |                       |                        | 148,651.20    | 0.00                      | 0.00                    | 148,651.20       | 0.00               | 14,254.54    | 14,254.54    | 10%                    | 134,396.66                    | 8%                   |
| 11(P)            |                                | 12       | 03       | 00       | 0002           |             | 2                     | 1        |        |           |          | REMUNERACIONES Y CONTRIBUCIONES                      |                       |                   |                       |                        | 148,651.20    | 0.00                      | 0.00                    | 148,651.20       | 0.00               | 14,254.54    | 14,254.54    | 10%                    | 134,396.66                    | 8%                   |
| 11(P)            |                                | 12       | 03       | 00       | 0002           |             | 2                     | 1        | 1      |           |          | REMUNERACIONES                                       |                       |                   |                       |                        | 50,000.00     | 0.00                      | 0.00                    | 50,000.00        | 0.00               | 0.00         | 0.00         | 0%                     | 50,000.00                     | 8%                   |
| 11(P)            |                                | 12       | 03       | 00       | 0002           |             | 2                     | 1        | 1      | 4         |          | Sueldo anual no.13                                   |                       |                   |                       |                        | 50,000.00     | 0.00                      | 0.00                    | 50,000.00        | 0.00               | 0.00         | 0.00         | 0%                     | 50,000.00                     | 8%                   |
| 11(P)            |                                | 12       | 03       | 00       | 0002           |             | 2                     | 1        | 1      | 4         | 01       | Sueldo Anual No. 13                                  | 4.1.04                | 20                | 1955                  | 100                    | 50,000.00     | 0.00                      | 0.00                    | 50,000.00        | 0.00               | 0.00         | 0.00         | 0%                     | 50,000.00                     | 8%                   |
| 11(P)            |                                | 12       | 02       | 00       | 0002           |             | 2                     | 1        | 5      | 1         |          | CONTRIBUCIONES A LA SEGURIDAD SOCIAL                 |                       |                   |                       |                        | 98,651.20     | 0.00                      | 0.00                    | 98,651.20        | 0.00               | 14,254.54    | 14,254.54    | 14%                    | 84,396.66                     | 8%                   |
| 11(P)            |                                | 12       | 02       | 00       | 0002           |             | 2                     | 1        | 5      | 1         |          | Contribuciones al seguro de salud                    |                       |                   |                       |                        | 98,651.20     | 0.00                      | 0.00                    | 98,651.20        | 0.00               | 14,254.54    | 14,254.54    | 14%                    | 84,396.66                     | 8%                   |
| 11(P)            |                                | 12       | 02       | 00       | 0002           |             | 2                     | 1        | 5      | 1         | 01       | Contribuciones al seguro de salud                    | 3.2.02                | 20                | 1955                  | 100                    | 98,651.20     | 0.00                      | 0.00                    | 98,651.20        | 0.00               | 14,254.54    | 14,254.54    | 14%                    | 84,396.66                     | 8%                   |
| 11(P)            |                                | 14       | 02       | 00       |                |             |                       |          |        |           |          | Gestión y administración de los servicios funerarios |                       |                   |                       |                        | 180,000.00    | 0.00                      | 0.00                    | 180,000.00       | 0.00               | 21,000.00    | 21,000.00    | 12%                    | 159,000.00                    | 8%                   |
| 11(P)            |                                | 14       | 02       | 00       |                |             |                       |          |        |           |          | N/A  |                       |                   |                       |                        | 180,000.00    | 0.00                      | 0.00                    | 180,000.00       | 0.00               | 21,000.00    | 21,000.00    | 12%                    | 159,000.00                    | 8%                   |
| 11(P)            |                                | 14       | 02       | 00       | 0002           |             |                       |          |        |           |          | Servicios de supervisión y administración de         |                       |                   |                       |                        | 180,000.00    | 0.00                      | 0.00                    | 180,000.00       | 0.00               | 21,000.00    | 21,000.00    | 12%                    | 159,000.00                    | 8%                   |
| 11(P)            |                                | 14       | 02       | 00       | 0002           |             |                       |          |        |           |          |  |                       |                   |                       |                        | 180,000.00    | 0.00                      | 0.00                    | 180,000.00       | 0.00               | 21,000.00    | 21,000.00    | 12%                    | 159,000.00                    | 8%                   |
| 11(P)            |                                | 14       | 02       | 00       | 0002           |             | 2                     |          |        |           |          | GASTOS   |                       |                   |                       |                        | 180,000.00    | 0.00                      | 0.00                    | 180,000.00       | 0.00               | 21,000.00    | 21,000.00    | 12%                    | 159,000.00                    | 8%                   |
| 11(P)            |                                | 14       | 02       | 00       | 0002           |             | 2                     | 1        |        |           |          | REMUNERACIONES Y CONTRIBUCIONES                      |                       |                   |                       |                        | 180,000.00    | 0.00                      | 0.00                    | 180,000.00       | 0.00               | 21,000.00    | 21,000.00    | 12%                    | 159,000.00                    | 8%                   |
| 11(P)            |                                | 14       | 02       | 00       | 0002           |             | 2                     | 1        | 1      |           |          | REMUNERACIONES                                       |                       |                   |                       |                        | 180,000.00    | 0.00                      | 0.00                    | 180,000.00       | 0.00               | 21,000.00    | 21,000.00    | 12%                    | 159,000.00                    | 8%                   |
| 11(P)            |                                | 14       | 02       | 00       | 0002           |             | 2                     | 1        | 1      | 1         |          | Remuneraciones al personal fijo                      |                       |                   |                       |                        | 180,000.00    | 0.00                      | 0.00                    | 180,000.00       | 0.00               | 21,000.00    | 21,000.00    | 12%                    | 159,000.00                    | 8%                   |
| 11(P)            |                                | 14       | 02       | 00       | 0002           |             | 2                     | 1        | 1      | 1         | 01       | Sueldos empleados fijos                              | 4.3.05                | 20                | 1955                  | 100                    | 180,000.00    | 0.00                      | 0.00                    | 180,000.00       | 0.00               | 21,000.00    | 21,000.00    | 12%                    | 159,000.00                    | 8%                   |
| 11(P)            |                                | 15       | 01       | 00       |                |             |                       |          |        |           |          | Desarrollo social y participación comunitaria        |                       |                   |                       |                        | 250,000.00    | 0.00                      | 0.00                    | 250,000.00       | 0.00               | 0.00         | 0.00         | 0%                     | 250,000.00                    | 8%                   |
| 11(P)            |                                | 15       | 01       | 00       |                |             |                       |          |        |           |          | N/A  |                       |                   |                       |                        | 250,000.00    | 0.00                      | 0.00                    | 250,000.00       | 0.00               | 0.00         | 0.00         | 0%                     | 250,000.00                    | 8%                   |
| 11(P)            |                                | 15       | 01       | 00       | 0001           |             |                       |          |        |           |          | Gestión de asistencia sociales                       |                       |                   |                       |                        | 250,000.00    | 0.00                      | 0.00                    | 250,000.00       | 0.00               | 0.00         | 0.00         | 0%                     | 250,000.00                    | 8%                   |
| 11(P)            |                                | 15       | 01       | 00       | 0001           |             | 2                     |          |        |           |          | GASTOS   |                       |                   |                       |                        | 250,000.00    | 0.00                      | 0.00                    | 250,000.00       | 0.00               | 0.00         | 0.00         | 0%                     | 250,000.00                    | 8%                   |
| 11(P)            |                                | 15       | 01       | 00       | 0001           |             | 2                     | 1        |        |           |          | REMUNERACIONES Y CONTRIBUCIONES                      |                       |                   |                       |                        | 250,000.00    | 0.00                      | 0.00                    | 250,000.00       | 0.00               | 0.00         | 0.00         | 0%                     | 250,000.00                    | 8%                   |
| 11(P)            |                                | 15       | 01       | 00       | 0001           |             | 2                     | 1        | 1      |           |          | REMUNERACIONES                                       |                       |                   |                       |                        | 250,000.00    | 0.00                      | 0.00                    | 250,000.00       | 0.00               | 0.00         | 0.00         | 0%                     | 250,000.00                    | 8%                   |
| 11(P)            |                                | 15       | 01       | 00       | 0001           |             | 2                     | 1        | 1      | 1         |          | Remuneraciones al personal fijo                      |                       |                   |                       |                        | 250,000.00    | 0.00                      | 0.00                    | 250,000.00       | 0.00               | 0.00         | 0.00         | 0%                     | 250,000.00                    | 8%                   |
| 11(P)            |                                | 15       | 01       | 00       | 0001           |             | 2                     | 1        | 1      | 1         | 01       | Sueldos empleados fijos                              | 4.5.10                | 20                | 1955                  | 100                    | 250,000.00    | 0.00                      | 0.00                    | 250,000.00       | 0.00               | 0.00         | 0.00         | 0%                     | 250,000.00                    | 8%                   |
| 11(P)            |                                | 17       | 00       | 00       |                |             |                       |          |        |           |          | Regulación, gestión y administración de los espacios |                       |                   |                       |                        | 40,000.00     | 0.00                      | 0.00                    | 40,000.00        | 0.00               | 37,000.00    | 37,000.00    | 92%                    | 3,000.00                      | 8%                   |
| 11(P)            |                                | 17       | 00       | 00       |                |             |                       |          |        |           |          | N/A  |                       |                   |                       |                        | 40,000.00     | 0.00                      | 0.00                    | 40,000.00        | 0.00               | 37,000.00    | 37,000.00    | 92%                    | 3,000.00                      | 8%                   |
| 11(P)            |                                | 17       | 00       | 00       | 0005           |             |                       |          |        |           |          | Seguridad y vigilancia de los espacios públicos      |                       |                   |                       |                        | 40,000.00     | 0.00                      | 0.00                    | 40,000.00        | 0.00               | 37,000.00    | 37,000.00    | 92%                    | 3,000.00                      | 8%                   |
| 11(P)            |                                | 17       | 00       | 00       | 0005           |             |                       |          |        |           |          |  |                       |                   |                       |                        | 40,000.00     | 0.00                      | 0.00                    | 40,000.00        | 0.00               | 37,000.00    | 37,000.00    | 92%                    | 3,000.00                      | 8%                   |
| 11(P)            |                                | 17       | 00       | 00       | 0005           |             | 2                     |          |        |           |          | GASTOS   |                       |                   |                       |                        | 40,000.00     | 0.00                      | 0.00                    | 40,000.00        | 0.00               | 37,000.00    | 37,000.00    | 92%                    | 3,000.00                      | 8%                   |
| 11(P)            |                                | 17       | 00       | 00       | 0005           |             | 2                     | 1        |        |           |          | REMUNERACIONES Y CONTRIBUCIONES                      |                       |                   |                       |                        | 40,000.00     | 0.00                      | 0.00                    | 40,000.00        | 0.00               | 37,000.00    | 37,000.00    | 92%                    | 3,000.00                      | 8%                   |
| 11(P)            |                                | 17       | 00       | 00       | 0005           |             | 2                     | 1        | 1      |           |          | REMUNERACIONES                                       |                       |                   |                       |                        | 40,000.00     | 0.00                      | 0.00                    | 40,000.00        | 0.00               | 37,000.00    | 37,000.00    | 92%                    | 3,000.00                      | 8%                   |
| 11(P)            |                                | 17       | 00       | 00       | 0005           |             | 2                     | 1        | 1      | 1         |          | Remuneraciones al personal fijo                      |                       |                   |                       |                        | 40,000.00     | 0.00                      | 0.00                    | 40,000.00        | 0.00               | 37,000.00    | 37,000.00    | 92%                    | 3,000.00                      | 8%                   |
| 11(P)            |                                | 17       | 00       | 00       | 0005           |             | 2                     | 1        | 1      | 1         | 01       | Sueldos empleados fijos                              | 1.4.01                | 20                | 1955                  | 100                    | 40,000.00     | 0.00                      | 0.00                    | 40,000.00        | 0.00               | 37,000.00    | 37,000.00    | 92%                    | 3,000.00                      | 8%                   |
| 12(S)            |                                |          |          |          |                |             |                       |          |        |           |          | SERVICIO   |                       |                   |                       |                        | 11,421,307.20 | 0.00                      | 0.00                    | 11,421,307.20    | 0.00               | 2,418,362.32 | 2,418,362.32 | 21%                    | 9,002,944.88                  | 79%                  |
| 12(S)            | 01                             |          |          |          |                |             |                       |          |        |           |          | Actividades Centrales                                |                       |                   |                       |                        | 4,408,379.41  | 0.00                      | 0.00                    | 4,408,379.41     | 0.00               | 410,025.56   | 410,025.56   | 9%                     | 3,998,353.85                  | 66%                  |
| 12(S)            | 01                             |          |          |          | 00             |             |                       |          |        |           |          | N/A  |                       |                   |                       |                        | 4,408,379.41  | 0.00                      | 0.00                    | 4,408,379.41     | 0.00               | 410,025.56   | 410,025.56   | 9%                     | 3,998,353.85                  | 66%                  |
| 12(S)            | 01                             |          |          |          | 0001           |             |                       |          |        |           |          | Dirección y coordinación                             |                       |                   |                       |                        | 1,844,867.73  | 0.00                      | 0.00                    | 1,844,867.73     | 0.00               | 179,825.85   | 179,825.85   | 10%                    | 1,665,041.88                  | 66%                  |

  
ELABORADOR POR

  
REVISADO POR

  
AUTORIZADO POR

MINISTERIO DE HACIENDA  
CENTRALIZACIÓN DE LA INFORMACIÓN FINANCIERA DEL ESTADO  
EJECUCIÓN DE LOS GASTOS Y APLICACIONES FINANCIERAS POR DESTINO DE FONDOS Y ESTRUCTURA  
CORRESPONDIENTE AL TRIMESTRE 1 (ENERO-MARZO) DEL AÑO 2026

FORM. EP-04  
 CODIGO DEL CAPITULO: 7161  
 DENOMINACION: JUNTA DE DISTRITO MUNICIPAL DE ARROYO BARRIL  
 DESTINO DE FONDO: TODOS  
 ESTADO: Aprobado  
 ESTADO CIERRE: ABIERTO

| DESTINO DE FONDO | Estructura                     |          |          |          |                | CODIGO SNIP | Clasificador de Gasto |          |        |           |          | FUNCION   | FUENTE FINANCIAMIENTO | FUENTE ESPECIFICA | ORGANISMO FINANCIADOR | Presupuesto            |              |                           |                         | Devengado        |                    |            |            |                        |                               |                      |
|------------------|--------------------------------|----------|----------|----------|----------------|-------------|-----------------------|----------|--------|-----------|----------|---|-----------------------|-------------------|-----------------------|------------------------|--------------|---------------------------|-------------------------|------------------|--------------------|------------|------------|------------------------|-------------------------------|----------------------|
|                  | Partida no Asignada a Programa | PROGRAMA | PRODUCTO | PROYECTO | ACTIVIDAD/OBRA |             | TIPO                  | CONCEPTO | CUENTA | SUBCUENTA | AUXILIAR |   |                       |                   |                       | DENOMINACION DEL GASTO | Original     | Modificaciones Anteriores | Modificación Trimestral | Vigente          | Acumulado Anterior | Trimestre  | A la fecha | % Devengado a la fecha | Balance Disponible Trimestral | % Balance Disponible |
| 1                | 2                              | 3        | 4        | 5        | 6              | 7           | 8                     | 9        | 10     | 11        | 12       | 13  | 14                    | 15                | 16                    | 17                     | 18           | 19                        | 20                      | 21= 18 + 19 + 20 | 22                 | 23         | 24         | 25 = 24 / 21           | 26= 21-24                     | 27 = 26 / 21         |
| 12(S)            | 01                             |          | 00       | 00       | 0001           |             |                       |          |        |           |          | GASTOS  |                       |                   |                       |                        | 1,844,867.73 | 0.00                      | 0.00                    | 1,844,867.73     | 0.00               | 179,825.85 | 179,825.85 | 10%                    | 1,665,041.88                  | 66%                  |
| 12(S)            | 01                             |          | 00       | 00       | 0001           |             | 2                     |          |        |           |          | CONTRATACIÓN DE SERVICIOS                                     |                       |                   |                       |                        | 1,844,867.73 | 0.00                      | 0.00                    | 1,844,867.73     | 0.00               | 179,825.85 | 179,825.85 | 10%                    | 1,665,041.88                  | 66%                  |
| 12(S)            | 01                             |          | 00       | 00       | 0001           |             | 2                     | 2        |        |           |          | SEGUROS   |                       |                   |                       |                        | 970,347.73   | 0.00                      | 0.00                    | 970,347.73       | 0.00               | 179,825.85 | 179,825.85 | 19%                    | 790,521.88                    | 66%                  |
| 12(S)            | 01                             |          | 00       | 00       | 0001           |             | 2                     | 2        | 6      |           |          | Otros seguros   |                       |                   |                       |                        | 170,347.73   | 0.00                      | 0.00                    | 170,347.73       | 0.00               | 75,764.86  | 75,764.86  | 44%                    | 94,582.87                     | 66%                  |
| 12(S)            | 01                             |          | 00       | 00       | 0001           |             | 2                     | 2        | 6      | 9         |          | Otros seguros   |                       |                   |                       |                        | 170,347.73   | 0.00                      | 0.00                    | 170,347.73       | 0.00               | 75,764.86  | 75,764.86  | 44%                    | 94,582.87                     | 66%                  |
| 12(S)            | 01                             |          | 00       | 00       | 0001           |             | 2                     | 2        | 6      | 9         | 01       | SERVICIOS DE CONSERVACIÓN, REPARACIONES MENORES               | 1.1.02                | 30                | 9996                  | 102                    | 800,000.00   | 0.00                      | 0.00                    | 800,000.00       | 0.00               | 104,060.99 | 104,060.99 | 13%                    | 695,939.01                    | 66%                  |
| 12(S)            | 01                             |          | 00       | 00       | 0001           |             | 2                     | 2        | 7      | 2         |          | Mantenimiento y reparación de maquinarias y equipos           |                       |                   |                       |                        | 800,000.00   | 0.00                      | 0.00                    | 800,000.00       | 0.00               | 104,060.99 | 104,060.99 | 13%                    | 695,939.01                    | 66%                  |
| 12(S)            | 01                             |          | 00       | 00       | 0001           |             | 2                     | 2        | 7      | 2         | 06       | Mantenimiento y reparación de equipos de transporte, tracción | 1.1.01                | 20                | 1955                  | 100                    | 400,000.00   | 0.00                      | 0.00                    | 400,000.00       | 0.00               | 104,060.99 | 104,060.99 | 26%                    | 295,939.01                    | 66%                  |
| 12(S)            | 01                             |          | 00       | 00       | 0001           |             | 2                     | 2        | 7      | 2         | 06       | Mantenimiento y reparación de equipos de transporte, tracción | 1.1.02                | 20                | 1955                  | 100                    | 400,000.00   | 0.00                      | 0.00                    | 400,000.00       | 0.00               | 0.00       | 0.00       | 0%                     | 400,000.00                    | 66%                  |
| 12(S)            | 01                             |          | 00       | 00       | 0001           |             | 2                     | 3        | 5      |           |          | MATERIALES Y SUMINISTROS                                      |                       |                   |                       |                        | 874,520.00   | 0.00                      | 0.00                    | 874,520.00       | 0.00               | 0.00       | 0.00       | 0%                     | 874,520.00                    | 66%                  |
| 12(S)            | 01                             |          | 00       | 00       | 0001           |             | 2                     | 3        | 5      | 3         |          | CUERO, CAUCHO Y PLÁSTICO                                      |                       |                   |                       |                        | 125,000.00   | 0.00                      | 0.00                    | 125,000.00       | 0.00               | 0.00       | 0.00       | 0%                     | 125,000.00                    | 66%                  |
| 12(S)            | 01                             |          | 00       | 00       | 0001           |             | 2                     | 3        | 5      | 3         | 01       | Llantas y neumáticos  | 1.1.02                | 20                | 1955                  | 100                    | 125,000.00   | 0.00                      | 0.00                    | 125,000.00       | 0.00               | 0.00       | 0.00       | 0%                     | 125,000.00                    | 66%                  |
| 12(S)            | 01                             |          | 00       | 00       | 0001           |             | 2                     | 3        | 7      |           |          | COMBUSTIBLES, LUBRICANTES, PRODUCTOS QUÍMICOS Y               |                       |                   |                       |                        | 749,520.00   | 0.00                      | 0.00                    | 749,520.00       | 0.00               | 0.00       | 0.00       | 0%                     | 749,520.00                    | 66%                  |
| 12(S)            | 01                             |          | 00       | 00       | 0001           |             | 2                     | 3        | 7      | 1         |          | Combustibles y lubricantes                                    |                       |                   |                       |                        | 749,520.00   | 0.00                      | 0.00                    | 749,520.00       | 0.00               | 0.00       | 0.00       | 0%                     | 749,520.00                    | 66%                  |
| 12(S)            | 01                             |          | 00       | 00       | 0001           |             | 2                     | 3        | 7      | 1         | 02       | Gasoil  | 1.1.02                | 20                | 1955                  | 100                    | 474,760.00   | 0.00                      | 0.00                    | 474,760.00       | 0.00               | 0.00       | 0.00       | 0%                     | 474,760.00                    | 66%                  |
| 12(S)            | 01                             |          | 00       | 00       | 0001           |             | 2                     | 3        | 7      | 1         | 05       | Aceites y grasas  | 1.1.02                | 20                | 1955                  | 100                    | 274,760.00   | 0.00                      | 0.00                    | 274,760.00       | 0.00               | 0.00       | 0.00       | 0%                     | 274,760.00                    | 66%                  |
| 12(S)            | 01                             |          | 00       | 00       | 0002           |             |                       |          |        |           |          | Gestión administrativa y financiera                           |                       |                   |                       |                        | 2,563,511.68 | 0.00                      | 0.00                    | 2,563,511.68     | 0.00               | 230,199.71 | 230,199.71 | 9%                     | 2,333,311.97                  | 66%                  |
| 12(S)            | 01                             |          | 00       | 00       | 0002           |             |                       |          |        |           |          | GASTOS  |                       |                   |                       |                        | 2,563,511.68 | 0.00                      | 0.00                    | 2,563,511.68     | 0.00               | 230,199.71 | 230,199.71 | 9%                     | 2,333,311.97                  | 66%                  |
| 12(S)            | 01                             |          | 00       | 00       | 0002           |             | 2                     |          |        |           |          | REMUNERACIONES Y CONTRIBUCIONES                               |                       |                   |                       |                        | 65,000.00    | 0.00                      | 0.00                    | 65,000.00        | 0.00               | 0.00       | 0.00       | 0%                     | 65,000.00                     | 66%                  |
| 12(S)            | 01                             |          | 00       | 00       | 0002           |             | 2                     | 1        |        |           |          | REMUNERACIONES  |                       |                   |                       |                        | 65,000.00    | 0.00                      | 0.00                    | 65,000.00        | 0.00               | 0.00       | 0.00       | 0%                     | 65,000.00                     | 66%                  |
| 12(S)            | 01                             |          | 00       | 00       | 0002           |             | 2                     | 1        | 1      | 5         |          | Prestaciones económicas                                       |                       |                   |                       |                        | 65,000.00    | 0.00                      | 0.00                    | 65,000.00        | 0.00               | 0.00       | 0.00       | 0%                     | 65,000.00                     | 66%                  |
| 12(S)            | 01                             |          | 00       | 00       | 0002           |             | 2                     | 1        | 1      | 5         | 03       | Prestación laboral por desvinculación                         | 1.1.02                | 20                | 1955                  | 100                    | 65,000.00    | 0.00                      | 0.00                    | 65,000.00        | 0.00               | 0.00       | 0.00       | 0%                     | 65,000.00                     | 66%                  |
| 12(S)            | 01                             |          | 00       | 00       | 0002           |             | 2                     | 2        |        |           |          | CONTRATACIÓN DE SERVICIOS                                     |                       |                   |                       |                        | 1,318,713.29 | 0.00                      | 0.00                    | 1,318,713.29     | 0.00               | 122,462.23 | 122,462.23 | 9%                     | 1,196,251.06                  | 66%                  |
| 12(S)            | 01                             |          | 00       | 00       | 0002           |             | 2                     | 2        |        |           |          | PUBLICIDAD, IMPRESIÓN Y ENCUADERNACIÓN                        |                       |                   |                       |                        | 350,000.00   | 0.00                      | 0.00                    | 350,000.00       | 0.00               | 36,000.00  | 36,000.00  | 10%                    | 314,000.00                    | 66%                  |
| 12(S)            | 01                             |          | 00       | 00       | 0002           |             | 2                     | 2        | 1      |           |          | Publicidad y propaganda                                       |                       |                   |                       |                        | 320,000.00   | 0.00                      | 0.00                    | 320,000.00       | 0.00               | 36,000.00  | 36,000.00  | 11%                    | 284,000.00                    | 66%                  |
| 12(S)            | 01                             |          | 00       | 00       | 0002           |             | 2                     | 2        | 1      | 01        |          | Publicidad y propaganda                                       | 1.1.02                | 20                | 1955                  | 100                    | 320,000.00   | 0.00                      | 0.00                    | 320,000.00       | 0.00               | 36,000.00  | 36,000.00  | 11%                    | 284,000.00                    | 66%                  |
| 12(S)            | 01                             |          | 00       | 00       | 0002           |             | 2                     | 2        | 2      |           |          | Impresión, encuadernación y rotulación                        |                       |                   |                       |                        | 30,000.00    | 0.00                      | 0.00                    | 30,000.00        | 0.00               | 0.00       | 0.00       | 0%                     | 30,000.00                     | 66%                  |
| 12(S)            | 01                             |          | 00       | 00       | 0002           |             | 2                     | 2        | 2      | 01        |          | Impresión, encuadernación y rotulación                        | 1.1.02                | 20                | 1955                  | 100                    | 30,000.00    | 0.00                      | 0.00                    | 30,000.00        | 0.00               | 0.00       | 0.00       | 0%                     | 30,000.00                     | 66%                  |
| 12(S)            | 01                             |          | 00       | 00       | 0002           |             | 2                     | 2        | 8      |           |          | OTROS SERVICIOS NO INCLUIDOS EN CONCEPTOS                     |                       |                   |                       |                        | 968,713.29   | 0.00                      | 0.00                    | 968,713.29       | 0.00               | 86,462.23  | 86,462.23  | 9%                     | 882,251.06                    | 66%                  |
| 12(S)            | 01                             |          | 00       | 00       | 0002           |             | 2                     | 2        | 8      | 2         |          | Comisiones y gastos   |                       |                   |                       |                        | 35,473.29    | 0.00                      | 0.00                    | 35,473.29        | 0.00               | 3,762.23   | 3,762.23   | 11%                    | 31,711.06                     | 66%                  |
| 12(S)            | 01                             |          | 00       | 00       | 0002           |             | 2                     | 2        | 8      | 2         | 01       | Comisiones y gastos   | 1.1.02                | 20                | 1955                  | 100                    | 35,473.29    | 0.00                      | 0.00                    | 35,473.29        | 0.00               | 3,762.23   | 3,762.23   | 11%                    | 31,711.06                     | 66%                  |
| 12(S)            | 01                             |          | 00       | 00       | 0002           |             | 2                     | 2        | 8      | 6         |          | Servicio de organización de eventos, festividades y           |                       |                   |                       |                        | 713,240.00   | 0.00                      | 0.00                    | 713,240.00       | 0.00               | 82,700.00  | 82,700.00  | 12%                    | 630,540.00                    | 66%                  |
| 12(S)            | 01                             |          | 00       | 00       | 0002           |             | 2                     | 2        | 8      | 6         | 01       | Eventos generales   | 1.1.02                | 20                | 1955                  | 100                    | 240,000.00   | 0.00                      | 0.00                    | 240,000.00       | 0.00               | 54,700.00  | 54,700.00  | 23%                    | 185,300.00                    | 66%                  |
| 12(S)            | 01                             |          | 00       | 00       | 0002           |             | 2                     | 2        | 8      | 6         | 02       | Festividades  | 1.1.02                | 20                | 1955                  | 100                    | 473,240.00   | 0.00                      | 0.00                    | 473,240.00       | 0.00               | 28,000.00  | 28,000.00  | 6%                     | 445,240.00                    | 66%                  |
| 12(S)            | 01                             |          | 00       | 00       | 0002           |             | 2                     | 2        | 8      | 7         |          | Servicios Técnicos y Profesionales                            |                       |                   |                       |                        | 220,000.00   | 0.00                      | 0.00                    | 220,000.00       | 0.00               | 0.00       | 0.00       | 0%                     | 220,000.00                    | 66%                  |
| 12(S)            | 01                             |          | 00       | 00       | 0002           |             | 2                     | 2        | 8      | 7         | 03       | Servicios de contabilidad y auditoría                         | 1.1.02                | 20                | 1955                  | 100                    | 220,000.00   | 0.00                      | 0.00                    | 220,000.00       | 0.00               | 0.00       | 0.00       | 0%                     | 220,000.00                    | 66%                  |
| 12(S)            | 01                             |          | 00       | 00       | 0002           |             | 2                     | 3        |        |           |          | MATERIALES Y SUMINISTROS                                      |                       |                   |                       |                        | 939,798.39   | 0.00                      | 0.00                    | 939,798.39       | 0.00               | 107,737.48 | 107,737.48 | 11%                    | 832,060.91                    | 66%                  |
| 12(S)            | 01                             |          | 00       | 00       | 0002           |             | 2                     | 3        | 1      |           |          | ALIMENTOS Y PRODUCTOS AGROFORESTALES                          |                       |                   |                       |                        | 335,038.39   | 0.00                      | 0.00                    | 335,038.39       | 0.00               | 40,915.00  | 40,915.00  | 12%                    | 294,123.39                    | 66%                  |
| 12(S)            | 01                             |          | 00       | 00       | 0002           |             | 2                     | 3        | 1      | 1         |          | Alimentos y bebidas para personas                             |                       |                   |                       |                        | 335,038.39   | 0.00                      | 0.00                    | 335,038.39       | 0.00               | 40,915.00  | 40,915.00  | 12%                    | 294,123.39                    | 66%                  |
| 12(S)            | 01                             |          | 00       | 00       | 0002           |             | 2                     | 3        | 1      | 1         | 01       | Alimentos y bebidas para personas                             | 1.1.02                | 20                | 1955                  | 100                    | 335,038.39   | 0.00                      | 0.00                    | 335,038.39       | 0.00               | 40,915.00  | 40,915.00  | 12%                    | 294,123.39                    | 66%                  |
| 12(S)            | 01                             |          | 00       | 00       | 0002           |             | 2                     | 3        | 3      |           |          | PAPEL, CARTÓN E IMPRESOS                                      |                       |                   |                       |                        | 60,000.00    | 0.00                      | 0.00                    | 60,000.00        | 0.00               | 16,077.46  | 16,077.46  | 27%                    | 43,922.54                     | 66%                  |

  
ELABORADOR POR

  
REVISADO POR

  
AUTORIZADO POR




MINISTERIO DE HACIENDA  
CENTRALIZACIÓN DE LA INFORMACIÓN FINANCIERA DEL ESTADO  
EJECUCIÓN DE LOS GASTOS Y APLICACIONES FINANCIERAS POR DESTINO DE FONDOS Y ESTRUCTURA  
CORRESPONDIENTE AL TRIMESTRE 1 (ENERO-MARZO) DEL AÑO 2026

FORM. EP-04  
 CODIGO DEL CAPITULO: 7161  
 DENOMINACION: JUNTA DE DISTRITO MUNICIPAL DE ARROYO BARRIL  
 DESTINO DE FONDO: TODOS  
 ESTADO: Aprobado  
 ESTADO CIERRE: ABIERTO

| DESTINO DE FONDO | Estructura |          |          |                |             |      | Clasificador de Gasto |        |           |           |   |              | FUNCION | FUENTE FINANCIAMIENTO | FUENTE ESPECIFICA | ORGANISMO FINANCIADOR | Presupuesto               |                         |         |                    | Devengado |            |                        |                               |                      |   |
|------------------|------------|----------|----------|----------------|-------------|------|-----------------------|--------|-----------|-----------|---|--------------|---------|-----------------------|-------------------|-----------------------|---------------------------|-------------------------|---------|--------------------|-----------|------------|------------------------|-------------------------------|----------------------|---|
|                  | PROGRAMA   | PRODUCTO | PROYECTO | ACTIVIDAD/OBRA | CODIGO SNIP | TIPO | CONCEPTO              | CUENTA | SUBCUENTA | AJUXILIAR | DENOMINACION DEL GASTO  | Original     |         |                       |                   |                       | Modificaciones Anteriores | Modificación Trimestral | Vigente | Acumulado Anterior | Trimestre | A la fecha | % Devengado a la fecha | Balance Disponible Trimestral | % Balance Disponible |   |
|                  |            |          |          |                |             |      |                       |        |           |           |   |              |         |                       |                   |                       |                           |                         |         |                    |           |            |                        |                               |                      | 1 |
| 12(S)            | 12         | 02       | 00       | 0001           |             |      |                       |        |           |           | Gestión integral de los residuos sólidos                      | 178,572.80   | 0.00    | 0.00                  | 178,572.80        | 0.00                  | 10,500.00                 | 10,500.00               | 6%      | 168,072.80         | 66%       |            |                        |                               |                      |   |
| 12(S)            | 12         | 02       | 00       | 0001           |             |      |                       |        |           |           | GASTOS  | 178,572.80   | 0.00    | 0.00                  | 178,572.80        | 0.00                  | 10,500.00                 | 10,500.00               | 6%      | 168,072.80         | 66%       |            |                        |                               |                      |   |
| 12(S)            | 12         | 02       | 00       | 0001           |             |      |                       |        |           |           | MATERIALES Y SUMINISTROS                                      | 178,572.80   | 0.00    | 0.00                  | 178,572.80        | 0.00                  | 10,500.00                 | 10,500.00               | 6%      | 168,072.80         | 66%       |            |                        |                               |                      |   |
| 12(S)            | 12         | 02       | 00       | 0001           |             |      |                       |        |           |           | CUERO, CAUCHO Y PLÁSTICO                                      | 85,000.00    | 0.00    | 0.00                  | 85,000.00         | 0.00                  | 0.00                      | 0.00                    | 0%      | 85,000.00          | 66%       |            |                        |                               |                      |   |
| 12(S)            | 12         | 02       | 00       | 0001           |             |      |                       |        |           |           | Llantas y neumáticos  | 85,000.00    | 0.00    | 0.00                  | 85,000.00         | 0.00                  | 0.00                      | 0.00                    | 0%      | 85,000.00          | 66%       |            |                        |                               |                      |   |
| 12(S)            | 12         | 02       | 00       | 0001           |             |      |                       |        |           |           | Llantas y neumáticos  | 85,000.00    | 0.00    | 0.00                  | 85,000.00         | 0.00                  | 0.00                      | 0.00                    | 0%      | 85,000.00          | 66%       |            |                        |                               |                      |   |
| 12(S)            | 12         | 03       | 00       | 0001           |             |      |                       |        |           |           | PRODUCTOS DE MINERALES Y METÁLICOS Y NO                       | 93,572.80    | 0.00    | 0.00                  | 93,572.80         | 0.00                  | 10,500.00                 | 10,500.00               | 11%     | 83,072.80          | 66%       |            |                        |                               |                      |   |
| 12(S)            | 12         | 03       | 00       | 0001           |             |      |                       |        |           |           | Productos metálicos y sus derivados                           | 93,572.80    | 0.00    | 0.00                  | 93,572.80         | 0.00                  | 10,500.00                 | 10,500.00               | 11%     | 83,072.80          | 66%       |            |                        |                               |                      |   |
| 12(S)            | 12         | 03       | 00       | 0001           |             |      |                       |        |           |           | Herramientas menores  | 93,572.80    | 0.00    | 0.00                  | 93,572.80         | 0.00                  | 10,500.00                 | 10,500.00               | 11%     | 83,072.80          | 66%       |            |                        |                               |                      |   |
| 12(S)            | 12         | 02       | 00       | 0002           |             |      |                       |        |           |           | Servicio de limpieza y aseo de los espacios públicos          | 4,454,114.72 | 0.00    | -250,000.00           | 4,204,114.72      | 0.00                  | 1,364,800.00              | 1,364,800.00            | 32%     | 2,839,314.72       | 66%       |            |                        |                               |                      |   |
| 12(S)            | 12         | 02       | 00       | 0002           |             |      |                       |        |           |           | GASTOS  | 4,454,114.72 | 0.00    | -250,000.00           | 4,204,114.72      | 0.00                  | 1,364,800.00              | 1,364,800.00            | 32%     | 2,839,314.72       | 66%       |            |                        |                               |                      |   |
| 12(S)            | 12         | 02       | 00       | 0002           |             |      |                       |        |           |           | REMUNERACIONES Y CONTRIBUCIONES                               | 2,917,687.52 | 0.00    | 0.00                  | 2,917,687.52      | 0.00                  | 1,020,800.00              | 1,020,800.00            | 35%     | 1,896,887.52       | 66%       |            |                        |                               |                      |   |
| 12(S)            | 12         | 02       | 00       | 0002           |             |      |                       |        |           |           | REMUNERACIONES  | 2,835,106.72 | 0.00    | 0.00                  | 2,835,106.72      | 0.00                  | 1,020,800.00              | 1,020,800.00            | 36%     | 1,814,306.72       | 66%       |            |                        |                               |                      |   |
| 12(S)            | 12         | 02       | 00       | 0002           |             |      |                       |        |           |           | Remuneraciones al personal fijo                               | 2,835,106.72 | 0.00    | 0.00                  | 2,835,106.72      | 0.00                  | 1,020,800.00              | 1,020,800.00            | 36%     | 1,814,306.72       | 66%       |            |                        |                               |                      |   |
| 12(S)            | 12         | 02       | 00       | 0002           |             |      |                       |        |           |           | Sueldos empleados fijos                                       | 2,835,106.72 | 0.00    | 0.00                  | 2,835,106.72      | 0.00                  | 1,020,800.00              | 1,020,800.00            | 36%     | 1,814,306.72       | 66%       |            |                        |                               |                      |   |
| 12(S)            | 12         | 02       | 00       | 0002           |             |      |                       |        |           |           | CONTRIBUCIONES A LA SEGURIDAD SOCIAL                          | 82,580.80    | 0.00    | 0.00                  | 82,580.80         | 0.00                  | 0.00                      | 0.00                    | 0%      | 82,580.80          | 66%       |            |                        |                               |                      |   |
| 12(S)            | 12         | 02       | 00       | 0002           |             |      |                       |        |           |           | Contribuciones al seguro de pensiones                         | 82,580.80    | 0.00    | 0.00                  | 82,580.80         | 0.00                  | 0.00                      | 0.00                    | 0%      | 82,580.80          | 66%       |            |                        |                               |                      |   |
| 12(S)            | 12         | 02       | 00       | 0002           |             |      |                       |        |           |           | Contribuciones al seguro de pensiones                         | 82,580.80    | 0.00    | 0.00                  | 82,580.80         | 0.00                  | 0.00                      | 0.00                    | 0%      | 82,580.80          | 66%       |            |                        |                               |                      |   |
| 12(S)            | 12         | 02       | 00       | 0002           |             |      |                       |        |           |           | MATERIALES Y SUMINISTROS                                      | 1,086,427.20 | 0.00    | 0.00                  | 1,086,427.20      | 0.00                  | 240,000.00                | 240,000.00              | 22%     | 846,427.20         | 66%       |            |                        |                               |                      |   |
| 12(S)            | 12         | 02       | 00       | 0002           |             |      |                       |        |           |           | COMBUSTIBLES, LUBRICANTES, PRODUCTOS QUÍMICOS Y               | 850,000.00   | 0.00    | 0.00                  | 850,000.00        | 0.00                  | 240,000.00                | 240,000.00              | 28%     | 610,000.00         | 66%       |            |                        |                               |                      |   |
| 12(S)            | 12         | 02       | 00       | 0002           |             |      |                       |        |           |           | Combustibles y lubricantes                                    | 850,000.00   | 0.00    | 0.00                  | 850,000.00        | 0.00                  | 240,000.00                | 240,000.00              | 28%     | 610,000.00         | 66%       |            |                        |                               |                      |   |
| 12(S)            | 12         | 02       | 00       | 0002           |             |      |                       |        |           |           | Gasoil  | 850,000.00   | 0.00    | 0.00                  | 850,000.00        | 0.00                  | 240,000.00                | 240,000.00              | 28%     | 610,000.00         | 66%       |            |                        |                               |                      |   |
| 12(S)            | 12         | 03       | 00       | 0002           |             |      |                       |        |           |           | PRODUCTOS Y ÚTILES VARIOS                                     | 236,427.20   | 0.00    | 0.00                  | 236,427.20        | 0.00                  | 0.00                      | 0.00                    | 0%      | 236,427.20         | 66%       |            |                        |                               |                      |   |
| 12(S)            | 12         | 03       | 00       | 0002           |             |      |                       |        |           |           | Productos eléctricos y afines                                 | 236,427.20   | 0.00    | 0.00                  | 236,427.20        | 0.00                  | 0.00                      | 0.00                    | 0%      | 236,427.20         | 66%       |            |                        |                               |                      |   |
| 12(S)            | 12         | 03       | 00       | 0002           |             |      |                       |        |           |           | Productos eléctricos y afines                                 | 236,427.20   | 0.00    | 0.00                  | 236,427.20        | 0.00                  | 0.00                      | 0.00                    | 0%      | 236,427.20         | 66%       |            |                        |                               |                      |   |
| 12(S)            | 12         | 02       | 00       | 0002           |             |      |                       |        |           |           | CONTRATACIÓN DE SERVICIOS                                     | 450,000.00   | 0.00    | -250,000.00           | 200,000.00        | 0.00                  | 104,000.00                | 104,000.00              | 52%     | 96,000.00          | 66%       |            |                        |                               |                      |   |
| 12(S)            | 12         | 02       | 00       | 0002           |             |      |                       |        |           |           | SERVICIOS DE CONSERVACIÓN, REPARACIONES MENORES               | 450,000.00   | 0.00    | -250,000.00           | 200,000.00        | 0.00                  | 104,000.00                | 104,000.00              | 52%     | 96,000.00          | 66%       |            |                        |                               |                      |   |
| 12(S)            | 12         | 02       | 00       | 0002           |             |      |                       |        |           |           | Mantenimiento y reparación de maquinarias y equipos           | 450,000.00   | 0.00    | -250,000.00           | 200,000.00        | 0.00                  | 104,000.00                | 104,000.00              | 52%     | 96,000.00          | 66%       |            |                        |                               |                      |   |
| 12(S)            | 12         | 02       | 00       | 0002           |             |      |                       |        |           |           | Mantenimiento y reparación de equipos de transporte, tracción | 450,000.00   | 0.00    | -250,000.00           | 200,000.00        | 0.00                  | 104,000.00                | 104,000.00              | 52%     | 96,000.00          | 66%       |            |                        |                               |                      |   |
| 12(S)            | 12         | 02       | 00       | 0003           |             |      |                       |        |           |           | Servicio de recolección, transferencia y disposición final    | 0.00         | 0.00    | 250,000.00            | 250,000.00        | 0.00                  | 58,000.00                 | 58,000.00               | 23%     | 192,000.00         | 66%       |            |                        |                               |                      |   |
| 12(S)            | 12         | 02       | 00       | 0003           |             |      |                       |        |           |           | GASTOS  | 0.00         | 0.00    | 250,000.00            | 250,000.00        | 0.00                  | 58,000.00                 | 58,000.00               | 23%     | 192,000.00         | 66%       |            |                        |                               |                      |   |
| 12(S)            | 12         | 02       | 00       | 0003           |             |      |                       |        |           |           | CONTRATACIÓN DE SERVICIOS                                     | 0.00         | 0.00    | 250,000.00            | 250,000.00        | 0.00                  | 58,000.00                 | 58,000.00               | 23%     | 192,000.00         | 66%       |            |                        |                               |                      |   |
| 12(S)            | 12         | 02       | 00       | 0003           |             |      |                       |        |           |           | ALQUILERES Y RENTAS   | 0.00         | 0.00    | 250,000.00            | 250,000.00        | 0.00                  | 58,000.00                 | 58,000.00               | 23%     | 192,000.00         | 66%       |            |                        |                               |                      |   |
| 12(S)            | 12         | 02       | 00       | 0003           |             |      |                       |        |           |           | Alquileres de equipos de transporte, tracción y elevación     | 0.00         | 0.00    | 250,000.00            | 250,000.00        | 0.00                  | 58,000.00                 | 58,000.00               | 23%     | 192,000.00         | 66%       |            |                        |                               |                      |   |
| 12(S)            | 12         | 02       | 00       | 0003           |             |      |                       |        |           |           | Alquileres de equipos de transporte, tracción y elevación     | 0.00         | 0.00    | 250,000.00            | 250,000.00        | 0.00                  | 58,000.00                 | 58,000.00               | 23%     | 192,000.00         | 66%       |            |                        |                               |                      |   |
| 12(S)            | 14         | 02       | 00       | 0001           |             |      |                       |        |           |           | Gestión y administración de los servicios funerarios          | 131,088.00   | 0.00    | 0.00                  | 131,088.00        | 0.00                  | 50,000.00                 | 50,000.00               | 38%     | 81,088.00          | 66%       |            |                        |                               |                      |   |
| 12(S)            | 14         | 02       | 00       | 0001           |             |      |                       |        |           |           | N/A   | 131,088.00   | 0.00    | 0.00                  | 131,088.00        | 0.00                  | 50,000.00                 | 50,000.00               | 38%     | 81,088.00          | 66%       |            |                        |                               |                      |   |
| 12(S)            | 14         | 02       | 00       | 0001           |             |      |                       |        |           |           | Gestión y administración de los servicios funerarios          | 120,000.00   | 0.00    | 0.00                  | 120,000.00        | 0.00                  | 50,000.00                 | 50,000.00               | 42%     | 70,000.00          | 66%       |            |                        |                               |                      |   |
| 12(S)            | 14         | 02       | 00       | 0001           |             |      |                       |        |           |           | GASTOS  | 120,000.00   | 0.00    | 0.00                  | 120,000.00        | 0.00                  | 50,000.00                 | 50,000.00               | 42%     | 70,000.00          | 66%       |            |                        |                               |                      |   |
| 12(S)            | 14         | 02       | 00       | 0001           |             |      |                       |        |           |           | CONTRATACIÓN DE SERVICIOS                                     | 120,000.00   | 0.00    | 0.00                  | 120,000.00        | 0.00                  | 50,000.00                 | 50,000.00               | 42%     | 70,000.00          | 66%       |            |                        |                               |                      |   |

  
ELABORADOR POR

  
REVISADO POR

  
AUTORIZADO POR

MINISTERIO DE HACIENDA  
CENTRALIZACIÓN DE LA INFORMACIÓN FINANCIERA DEL ESTADO  
EJECUCIÓN DE LOS GASTOS Y APLICACIONES FINANCIERAS POR DESTINO DE FONDOS Y ESTRUCTURA  
CORRESPONDIENTE AL TRIMESTRE 1 (ENERO-MARZO) DEL AÑO 2026

FORM. EP-04

CODIGO DEL CAPITULO: 7161

DENOMINACION: JUNTA DE DISTRITO MUNICIPAL DE ARROYO BARRIL

DESTINO DE FONDO: TODOS


ESTADO: Aprobado

ESTADO CIERRE: ABIERTO

| DESTINO DE FONDO | Estructura                     |          |          |          |                | CODIGO SNIP | Clasificador de Gasto |          |        |           |          | FUNCION  | FUENTE FINANCIAMIENTO | FUENTE ESPECIFICA | ORGANISMO FINANCIADOR | Presupuesto            |              |                           |                         | Devengado        |                    |            |            |                        |                               |                      |
|------------------|--------------------------------|----------|----------|----------|----------------|-------------|-----------------------|----------|--------|-----------|----------|--|-----------------------|-------------------|-----------------------|------------------------|--------------|---------------------------|-------------------------|------------------|--------------------|------------|------------|------------------------|-------------------------------|----------------------|
|                  | Partida no Asignada a Programa | PROGRAMA | PRODUCTO | PROYECTO | ACTIVIDAD/OBRA |             | TIPO                  | CONCEPTO | CUENTA | SUBCUENTA | AUXILIAR |  |                       |                   |                       | DENOMINACION DEL GASTO | Original     | Modificaciones Anteriores | Modificación Trimestral | Vigente          | Acumulado Anterior | Trimestre  | A la fecha | % Devengado a la fecha | Balance Disponible Trimestral | % Balance Disponible |
| 1                | 2                              | 3        | 4        | 5        | 6              | 7           | 8                     | 9        | 10     | 11        | 12       | 13   | 14                    | 15                | 16                    | 17                     | 18           | 19                        | 20                      | 21= 18 + 19 + 20 | 22                 | 23         | 24         | 25 = 24 / 21           | 26= 21-24                     | 27 = 26 / 21         |
| 12(S)            |                                | 14       | 02       | 00       | 0001           |             | 2                     | 2        | 8      |           |          | OTROS SERVICIOS NO INCLUIDOS EN CONCEPTOS                      |                       |                   |                       |                        | 120,000.00   | 0.00                      | 0.00                    | 120,000.00       | 0.00               | 50,000.00  | 50,000.00  | 42%                    | 70,000.00                     | 66%                  |
| 12(S)            |                                | 14       | 02       | 00       | 0001           |             | 2                     | 2        | 8      | 4         |          | Servicios funerarios y gastos conexos                          | 4.3.05                | 20                | 1955                  | 100                    | 120,000.00   | 0.00                      | 0.00                    | 120,000.00       | 0.00               | 50,000.00  | 50,000.00  | 42%                    | 70,000.00                     | 66%                  |
| 12(S)            |                                | 14       | 02       | 00       | 0001           |             | 2                     | 2        | 8      | 4         | 01       | Servicios funerarios y gastos conexos                          |                       |                   |                       |                        | 120,000.00   | 0.00                      | 0.00                    | 120,000.00       | 0.00               | 50,000.00  | 50,000.00  | 42%                    | 70,000.00                     | 66%                  |
| 12(S)            |                                | 14       | 02       | 00       | 0002           |             |                       |          |        |           |          | Servicios de supervisión y administración de                   |                       |                   |                       |                        | 11,088.00    | 0.00                      | 0.00                    | 11,088.00        | 0.00               | 0.00       | 0.00       | 0%                     | 11,088.00                     | 66%                  |
| 12(S)            |                                | 14       | 02       | 00       | 0002           |             |                       |          |        |           |          |  |                       |                   |                       |                        | 11,088.00    | 0.00                      | 0.00                    | 11,088.00        | 0.00               | 0.00       | 0.00       | 0%                     | 11,088.00                     | 66%                  |
| 12(S)            |                                | 14       | 02       | 00       | 0002           |             | 2                     |          |        |           |          | GASTOS   |                       |                   |                       |                        | 11,088.00    | 0.00                      | 0.00                    | 11,088.00        | 0.00               | 0.00       | 0.00       | 0%                     | 11,088.00                     | 66%                  |
| 12(S)            |                                | 14       | 02       | 00       | 0002           |             | 2                     | 1        |        |           |          | REMUNERACIONES Y CONTRIBUCIONES                                |                       |                   |                       |                        | 11,088.00    | 0.00                      | 0.00                    | 11,088.00        | 0.00               | 0.00       | 0.00       | 0%                     | 11,088.00                     | 66%                  |
| 12(S)            |                                | 14       | 02       | 00       | 0002           |             | 2                     | 1        | 5      |           |          | CONTRIBUCIONES A LA SEGURIDAD SOCIAL                           |                       |                   |                       |                        | 11,088.00    | 0.00                      | 0.00                    | 11,088.00        | 0.00               | 0.00       | 0.00       | 0%                     | 11,088.00                     | 66%                  |
| 12(S)            |                                | 14       | 02       | 00       | 0002           |             | 2                     | 1        | 5      | 1         |          | Contribuciones al seguro de salud                              |                       |                   |                       |                        | 11,088.00    | 0.00                      | 0.00                    | 11,088.00        | 0.00               | 0.00       | 0.00       | 0%                     | 11,088.00                     | 66%                  |
| 12(S)            |                                | 14       | 02       | 00       | 0002           |             | 2                     | 1        | 5      | 1         | 01       | Contribuciones al seguro de salud                              | 4.3.05                | 20                | 1955                  | 100                    | 11,088.00    | 0.00                      | 0.00                    | 11,088.00        | 0.00               | 0.00       | 0.00       | 0%                     | 11,088.00                     | 66%                  |
| 12(S)            |                                | 15       | 02       | 00       |                |             |                       |          |        |           |          | Desarrollo social y participación comunitaria                  |                       |                   |                       |                        | 1,229,260.00 | 0.00                      | 0.00                    | 1,229,260.00     | 0.00               | 251,520.00 | 251,520.00 | 20%                    | 977,740.00                    | 66%                  |
| 12(S)            |                                | 15       | 02       | 00       |                |             |                       |          |        |           |          | N/A  |                       |                   |                       |                        | 1,229,260.00 | 0.00                      | 0.00                    | 1,229,260.00     | 0.00               | 251,520.00 | 251,520.00 | 20%                    | 977,740.00                    | 66%                  |
| 12(S)            |                                | 15       | 02       | 00       | 0001           |             |                       |          |        |           |          | Servicios de educación ciudadana y biblioteca municipal        |                       |                   |                       |                        | 1,229,260.00 | 0.00                      | 0.00                    | 1,229,260.00     | 0.00               | 251,520.00 | 251,520.00 | 20%                    | 977,740.00                    | 66%                  |
| 12(S)            |                                | 15       | 02       | 00       | 0001           |             | 2                     |          |        |           |          | GASTOS   |                       |                   |                       |                        | 1,229,260.00 | 0.00                      | 0.00                    | 1,229,260.00     | 0.00               | 251,520.00 | 251,520.00 | 20%                    | 977,740.00                    | 66%                  |
| 12(S)            |                                | 15       | 02       | 00       | 0001           |             | 2                     | 1        |        |           |          | REMUNERACIONES Y CONTRIBUCIONES                                |                       |                   |                       |                        | 154,260.00   | 0.00                      | 0.00                    | 154,260.00       | 0.00               | 0.00       | 0.00       | 0%                     | 154,260.00                    | 66%                  |
| 12(S)            |                                | 15       | 02       | 00       | 0001           |             | 2                     | 1        | 1      |           |          | REMUNERACIONES   |                       |                   |                       |                        | 147,600.00   | 0.00                      | 0.00                    | 147,600.00       | 0.00               | 0.00       | 0.00       | 0%                     | 147,600.00                    | 66%                  |
| 12(S)            |                                | 15       | 02       | 00       | 0001           |             | 2                     | 1        | 1      | 1         |          | Remuneraciones al personal fijo                                |                       |                   |                       |                        | 117,600.00   | 0.00                      | 0.00                    | 117,600.00       | 0.00               | 0.00       | 0.00       | 0%                     | 117,600.00                    | 66%                  |
| 12(S)            |                                | 15       | 02       | 00       | 0001           |             | 2                     | 1        | 1      | 1         | 01       | Sueldos empleados fijos  | 4.4.09                | 20                | 1955                  | 100                    | 117,600.00   | 0.00                      | 0.00                    | 117,600.00       | 0.00               | 0.00       | 0.00       | 0%                     | 117,600.00                    | 66%                  |
| 12(S)            |                                | 15       | 01       | 00       | 0001           |             | 2                     | 1        | 1      | 4         |          | Sueldo anual no.13   |                       |                   |                       |                        | 30,000.00    | 0.00                      | 0.00                    | 30,000.00        | 0.00               | 0.00       | 0.00       | 0%                     | 30,000.00                     | 66%                  |
| 12(S)            |                                | 15       | 01       | 00       | 0001           |             | 2                     | 1        | 1      | 4         | 01       | Sueldo Anual No. 13  | 4.5.10                | 20                | 1955                  | 100                    | 30,000.00    | 0.00                      | 0.00                    | 30,000.00        | 0.00               | 0.00       | 0.00       | 0%                     | 30,000.00                     | 66%                  |
| 12(S)            |                                | 15       | 01       | 00       | 0001           |             | 2                     | 1        | 5      |           |          | CONTRIBUCIONES A LA SEGURIDAD SOCIAL                           |                       |                   |                       |                        | 6,660.00     | 0.00                      | 0.00                    | 6,660.00         | 0.00               | 0.00       | 0.00       | 0%                     | 6,660.00                      | 66%                  |
| 12(S)            |                                | 15       | 01       | 00       | 0001           |             | 2                     | 1        | 5      | 1         |          | Contribuciones al seguro de salud                              |                       |                   |                       |                        | 6,660.00     | 0.00                      | 0.00                    | 6,660.00         | 0.00               | 0.00       | 0.00       | 0%                     | 6,660.00                      | 66%                  |
| 12(S)            |                                | 15       | 01       | 00       | 0001           |             | 2                     | 1        | 5      | 1         | 01       | Contribuciones al seguro de salud                              | 4.5.10                | 20                | 1955                  | 100                    | 6,660.00     | 0.00                      | 0.00                    | 6,660.00         | 0.00               | 0.00       | 0.00       | 0%                     | 6,660.00                      | 66%                  |
| 12(S)            |                                | 15       | 01       | 00       | 0001           |             | 2                     | 4        |        |           |          | TRANSFERENCIAS CORRIENTES                                      |                       |                   |                       |                        | 1,075,000.00 | 0.00                      | 0.00                    | 1,075,000.00     | 0.00               | 251,520.00 | 251,520.00 | 23%                    | 823,480.00                    | 66%                  |
| 12(S)            |                                | 15       | 01       | 00       | 0001           |             | 2                     | 4        | 1      |           |          | TRANSFERENCIAS CORRIENTES AL SECTOR PRIVADO                    |                       |                   |                       |                        | 1,075,000.00 | 0.00                      | 0.00                    | 1,075,000.00     | 0.00               | 251,520.00 | 251,520.00 | 23%                    | 823,480.00                    | 66%                  |
| 12(S)            |                                | 15       | 01       | 00       | 0001           |             | 2                     | 4        | 1      | 2         |          | Ayudas y donaciones a personas                                 |                       |                   |                       |                        | 1,075,000.00 | 0.00                      | 0.00                    | 1,075,000.00     | 0.00               | 251,520.00 | 251,520.00 | 23%                    | 823,480.00                    | 66%                  |
| 12(S)            |                                | 15       | 01       | 00       | 0001           |             | 2                     | 4        | 1      | 2         | 01       | Ayudas y donaciones programadas a hogares y personas           | 4.5.10                | 20                | 1955                  | 100                    | 600,000.00   | 0.00                      | 0.00                    | 600,000.00       | 0.00               | 15,520.00  | 15,520.00  | 3%                     | 584,480.00                    | 66%                  |
| 12(S)            |                                | 15       | 01       | 00       | 0001           |             | 2                     | 4        | 1      | 2         | 02       | Ayudas y donaciones ocasionales a hogares y personas           | 4.5.10                | 20                | 1955                  | 100                    | 475,000.00   | 0.00                      | 0.00                    | 475,000.00       | 0.00               | 236,000.00 | 236,000.00 | 50%                    | 239,000.00                    | 66%                  |
| 12(S)            | 98                             | 00       | 00       |          |                |             |                       |          |        |           |          | Administración de contribuciones especiales                    |                       |                   |                       |                        | 460,000.00   | 0.00                      | 0.00                    | 460,000.00       | 0.00               | 155,000.00 | 155,000.00 | 34%                    | 305,000.00                    | 66%                  |
| 12(S)            | 98                             | 00       | 00       |          |                |             |                       |          |        |           |          | N/A  |                       |                   |                       |                        | 460,000.00   | 0.00                      | 0.00                    | 460,000.00       | 0.00               | 155,000.00 | 155,000.00 | 34%                    | 305,000.00                    | 66%                  |
| 12(S)            | 98                             | 00       | 00       | 0000     |                |             |                       |          |        |           |          | Administración de contribuciones especiales                    |                       |                   |                       |                        | 460,000.00   | 0.00                      | 0.00                    | 460,000.00       | 0.00               | 155,000.00 | 155,000.00 | 34%                    | 305,000.00                    | 66%                  |
| 12(S)            | 98                             | 00       | 00       | 0000     |                |             | 2                     |          |        |           |          | GASTOS   |                       |                   |                       |                        | 460,000.00   | 0.00                      | 0.00                    | 460,000.00       | 0.00               | 155,000.00 | 155,000.00 | 34%                    | 305,000.00                    | 66%                  |
| 12(S)            | 98                             | 00       | 00       | 0000     |                |             | 2                     | 4        |        |           |          | TRANSFERENCIAS CORRIENTES                                      |                       |                   |                       |                        | 460,000.00   | 0.00                      | 0.00                    | 460,000.00       | 0.00               | 155,000.00 | 155,000.00 | 34%                    | 305,000.00                    | 66%                  |
| 12(S)            | 98                             | 00       | 00       | 0000     |                |             | 2                     | 4        | 1      |           |          | TRANSFERENCIAS CORRIENTES AL SECTOR PRIVADO                    |                       |                   |                       |                        | 460,000.00   | 0.00                      | 0.00                    | 460,000.00       | 0.00               | 155,000.00 | 155,000.00 | 34%                    | 305,000.00                    | 66%                  |
| 12(S)            | 98                             | 00       | 00       | 0000     |                |             | 2                     | 4        | 1      | 6         |          | Transferencias corrientes a asociaciones sin fines de          |                       |                   |                       |                        | 460,000.00   | 0.00                      | 0.00                    | 460,000.00       | 0.00               | 155,000.00 | 155,000.00 | 34%                    | 305,000.00                    | 66%                  |
| 12(S)            | 98                             | 00       | 00       | 0000     |                |             | 2                     | 4        | 1      | 6         | 01       | Transferencias corrientes programadas a asociaciones sin fines | 4.1.02                | 20                | 1955                  | 100                    | 460,000.00   | 0.00                      | 0.00                    | 460,000.00       | 0.00               | 155,000.00 | 155,000.00 | 34%                    | 305,000.00                    | 66%                  |
| 13(E)            |                                |          |          |          |                |             |                       |          |        |           |          | EDUCACION  |                       |                   |                       |                        | 1,427,663.40 | 0.00                      | 0.00                    | 1,427,663.40     | 0.00               | 399,665.06 | 399,665.06 | 28%                    | 1,027,998.34                  | 72%                  |
| 13(E)            | 01                             |          | 00       |          |                |             |                       |          |        |           |          | Actividades Centrales  |                       |                   |                       |                        | 36,200.00    | 0.00                      | 0.00                    | 36,200.00        | 0.00               | 925.06     | 925.06     | 3%                     | 35,274.94                     | 71%                  |
| 13(E)            | 01                             |          | 00       |          |                |             |                       |          |        |           |          | N/A  |                       |                   |                       |                        | 36,200.00    | 0.00                      | 0.00                    | 36,200.00        | 0.00               | 925.06     | 925.06     | 3%                     | 35,274.94                     | 71%                  |
| 13(E)            | 01                             |          | 00       | 0002     |                |             |                       |          |        |           |          | Gestión administrativa y financiera                            |                       |                   |                       |                        | 36,200.00    | 0.00                      | 0.00                    | 36,200.00        | 0.00               | 925.06     | 925.06     | 3%                     | 35,274.94                     | 71%                  |
| 13(E)            | 01                             |          | 00       | 0002     |                |             |                       |          |        |           |          |  |                       |                   |                       |                        | 36,200.00    | 0.00                      | 0.00                    | 36,200.00        | 0.00               | 925.06     | 925.06     | 3%                     | 35,274.94                     | 71%                  |
| 13(E)            | 01                             |          | 00       | 0002     |                | 2           |                       |          |        |           |          | GASTOS   |                       |                   |                       |                        | 36,200.00    | 0.00                      | 0.00                    | 36,200.00        | 0.00               | 925.06     | 925.06     | 3%                     | 35,274.94                     | 71%                  |

  
ELABORADOR POR

  
REVISADO POR

  
AUTORIZADO POR

MINISTERIO DE HACIENDA  
CENTRALIZACIÓN DE LA INFORMACIÓN FINANCIERA DEL ESTADO  
EJECUCIÓN DE LOS GASTOS Y APLICACIONES FINANCIERAS POR DESTINO DE FONDOS Y ESTRUCTURA  
CORRESPONDIENTE AL TRIMESTRE 1 (ENERO-MARZO) DEL AÑO 2026

| FORM. EP-04  |                                |          |          |          |                |             |                       |          |        |           |          |  |                       |                   |                       |                        | DESTINO DE FONDO: TODOS |                           |                         |                  |                    |            |            |                        |                               |                      |
|--|--------------------------------|----------|----------|----------|----------------|-------------|-----------------------|----------|--------|-----------|----------|--|-----------------------|-------------------|-----------------------|------------------------|-------------------------|---------------------------|-------------------------|------------------|--------------------|------------|------------|------------------------|-------------------------------|----------------------|
| CODIGO DEL CAPITULO: 7161                                  |                                |          |          |          |                |             |                       |          |        |           |          |  |                       |                   |                       |                        | ESTADO: Aprobado        |                           |                         |                  |                    |            |            |                        |                               |                      |
| DENOMINACION: JUNTA DE DISTRITO MUNICIPAL DE ARROYO BARRIL |                                |          |          |          |                |             |                       |          |        |           |          |  |                       |                   |                       |                        | ESTADO CIERRE: ABIERTO  |                           |                         |                  |                    |            |            |                        |                               |                      |
| DESTINO DE FONDO   | Estructura                     |          |          |          |                | CODIGO SNIP | Clasificador de Gasto |          |        |           |          | FUNCION  | FUENTE FINANCIAMIENTO | FUENTE ESPECIFICA | ORGANISMO FINANCIADOR | Presupuesto            |                         |                           |                         | Devengado        |                    |            |            |                        |                               |                      |
|  | Partida no Asignada a Programa | PROGRAMA | PRODUCTO | PROYECTO | ACTIVIDAD/OBRA |             | TIPO                  | CONCEPTO | CUENTA | SUBCUENTA | AUXILIAR |  |                       |                   |                       | DENOMINACION DEL GASTO | Original                | Modificaciones Anteriores | Modificación Trimestral | Vigente          | Acumulado Anterior | Trimestre  | A la fecha | % Devengado a la fecha | Balance Disponible Trimestral | % Balance Disponible |
| 1  | 2                              | 3        | 4        | 5        | 6              | 7           | 8                     | 9        | 10     | 11        | 12       | 13   | 14                    | 15                | 16                    | 17                     | 18                      | 19                        | 20                      | 21= 18 + 19 + 20 | 22                 | 23         | 24         | 25 = 24 / 21           | 26= 21-24                     | 27 = 26 / 21         |
| 13(E)  | 01                             |          | 00       | 00       | 0002           |             | 2                     | 2        |        |           |          | CONTRATACION DE SERVICIOS                                    |                       |                   |                       |                        | 15,000.00               | 0.00                      | 0.00                    | 15,000.00        | 0.00               | 925.06     | 925.06     | 6%                     | 14,074.94                     | 74%                  |
| 13(E)  | 01                             |          | 00       | 00       | 0002           |             | 2                     | 2        | 8      |           |          | OTROS SERVICIOS NO INCLUIDOS EN CONCEPTOS                    |                       |                   |                       |                        | 15,000.00               | 0.00                      | 0.00                    | 15,000.00        | 0.00               | 925.06     | 925.06     | 6%                     | 14,074.94                     | 74%                  |
| 13(E)  | 01                             |          | 00       | 00       | 0002           |             | 2                     | 2        | 8      | 2         |          | Comisiones y gastos  |                       |                   |                       |                        | 15,000.00               | 0.00                      | 0.00                    | 15,000.00        | 0.00               | 925.06     | 925.06     | 6%                     | 14,074.94                     | 74%                  |
| 13(E)  | 01                             |          | 00       | 00       | 0002           |             | 2                     | 2        | 8      | 2         | 01       | Comisiones y gastos  | 1.1.02                | 20                | 1955                  | 100                    | 15,000.00               | 0.00                      | 0.00                    | 15,000.00        | 0.00               | 925.06     | 925.06     | 6%                     | 14,074.94                     | 69%                  |
| 13(E)  | 01                             |          | 00       | 00       | 0002           |             | 2                     | 3        | 3      |           |          | MATERIALES Y SUMINISTROS                                     |                       |                   |                       |                        | 21,200.00               | 0.00                      | 0.00                    | 21,200.00        | 0.00               | 0.00       | 0.00       | 0%                     | 21,200.00                     | 74%                  |
| 13(E)  | 01                             |          | 00       | 00       | 0002           |             | 2                     | 3        | 3      |           |          | PAPEL, CARTÓN E IMPRESOS                                     |                       |                   |                       |                        | 21,200.00               | 0.00                      | 0.00                    | 21,200.00        | 0.00               | 0.00       | 0.00       | 0%                     | 21,200.00                     | 74%                  |
| 13(E)  | 01                             |          | 00       | 00       | 0002           |             | 2                     | 3        | 3      | 6         |          | Especies timbradas y valoradas                               |                       |                   |                       |                        | 21,200.00               | 0.00                      | 0.00                    | 21,200.00        | 0.00               | 0.00       | 0.00       | 0%                     | 21,200.00                     | 74%                  |
| 13(E)  | 01                             |          | 00       | 00       | 0002           |             | 2                     | 3        | 3      | 6         | 01       | Especies timbradas y valoradas                               | 1.1.02                | 20                | 1955                  | 100                    | 21,200.00               | 0.00                      | 0.00                    | 21,200.00        | 0.00               | 0.00       | 0.00       | 0%                     | 21,200.00                     | 69%                  |
| 13(E)  |                                | 15       | 01       |          |                |             |                       |          |        |           |          | Desarrollo social y participación comunitaria                |                       |                   |                       |                        | 1,391,463.40            | 0.00                      | 0.00                    | 1,391,463.40     | 0.00               | 398,740.00 | 398,740.00 | 29%                    | 992,723.40                    | 71%                  |
| 13(E)  |                                | 15       | 01       | 00       |                |             |                       |          |        |           |          | N/A  |                       |                   |                       |                        | 1,391,463.40            | 0.00                      | 0.00                    | 1,391,463.40     | 0.00               | 398,740.00 | 398,740.00 | 29%                    | 992,723.40                    | 71%                  |
| 13(E)  |                                | 15       | 01       | 00       | 0001           |             |                       |          |        |           |          | Gestión de asistencia sociales                               |                       |                   |                       |                        | 1,391,463.40            | 0.00                      | 0.00                    | 1,391,463.40     | 0.00               | 398,740.00 | 398,740.00 | 29%                    | 992,723.40                    | 71%                  |
| 13(E)  |                                | 15       | 01       | 00       | 0001           |             | 2                     |          |        |           |          | GASTOS   |                       |                   |                       |                        | 1,391,463.40            | 0.00                      | 0.00                    | 1,391,463.40     | 0.00               | 398,740.00 | 398,740.00 | 29%                    | 992,723.40                    | 71%                  |
| 13(E)  |                                | 15       | 01       | 00       | 0001           |             | 2                     | 3        |        |           |          | MATERIALES Y SUMINISTROS                                     |                       |                   |                       |                        | 55,638.47               | 0.00                      | 0.00                    | 55,638.47        | 0.00               | 46,900.00  | 46,900.00  | 84%                    | 8,738.47                      | 74%                  |
| 13(E)  |                                | 15       | 01       | 00       | 0001           |             | 2                     | 3        | 1      |           |          | ALIMENTOS Y PRODUCTOS AGROFORESTALES                         |                       |                   |                       |                        | 55,638.47               | 0.00                      | 0.00                    | 55,638.47        | 0.00               | 46,900.00  | 46,900.00  | 84%                    | 8,738.47                      | 74%                  |
| 13(E)  |                                | 15       | 01       | 00       | 0001           |             | 2                     | 3        | 1      | 1         |          | Alimentos y bebidas para personas                            |                       |                   |                       |                        | 55,638.47               | 0.00                      | 0.00                    | 55,638.47        | 0.00               | 46,900.00  | 46,900.00  | 84%                    | 8,738.47                      | 74%                  |
| 13(E)  |                                | 15       | 01       | 00       | 0001           |             | 2                     | 3        | 1      | 1         | 01       | Alimentos y bebidas para personas                            | 4.5.10                | 30                | 9996                  | 102                    | 55,638.47               | 0.00                      | 0.00                    | 55,638.47        | 0.00               | 46,900.00  | 46,900.00  | 84%                    | 8,738.47                      | 69%                  |
| 13(E)  |                                | 15       | 01       | 00       | 0001           |             | 2                     | 4        |        |           |          | TRANSFERENCIAS CORRIENTES                                    |                       |                   |                       |                        | 1,335,824.93            | 0.00                      | 0.00                    | 1,335,824.93     | 0.00               | 351,840.00 | 351,840.00 | 26%                    | 983,984.93                    | 74%                  |
| 13(E)  |                                | 15       | 01       | 00       | 0001           |             | 2                     | 4        | 1      |           |          | TRANSFERENCIAS CORRIENTES AL SECTOR PRIVADO                  |                       |                   |                       |                        | 1,335,824.93            | 0.00                      | 0.00                    | 1,335,824.93     | 0.00               | 351,840.00 | 351,840.00 | 26%                    | 983,984.93                    | 74%                  |
| 13(E)  |                                | 15       | 01       | 00       | 0001           |             | 2                     | 4        | 1      | 2         |          | Ayudas y donaciones a personas                               |                       |                   |                       |                        | 1,335,824.93            | 0.00                      | 0.00                    | 1,335,824.93     | 0.00               | 351,840.00 | 351,840.00 | 26%                    | 983,984.93                    | 74%                  |
| 13(E)  |                                | 15       | 01       | 00       | 0001           |             | 2                     | 4        | 1      | 2         | 01       | Ayudas y donaciones programadas a hogares y personas         | 4.5.10                | 20                | 1955                  | 100                    | 407,735.00              | 0.00                      | 0.00                    | 407,735.00       | 0.00               | 70,340.00  | 70,340.00  | 17%                    | 337,395.00                    | 69%                  |
| 13(E)  |                                | 15       | 01       | 00       | 0001           |             | 2                     | 4        | 1      | 2         | 02       | Ayudas y donaciones ocasionales a hogares y personas         | 4.5.10                | 30                | 9995                  | 102                    | 33,289.93               | 0.00                      | 0.00                    | 33,289.93        | 0.00               | 0.00       | 0.00       | 0%                     | 33,289.93                     | 69%                  |
| 13(E)  |                                | 15       | 01       | 00       | 0001           |             | 2                     | 4        | 1      | 2         | 02       | Ayudas y donaciones ocasionales a hogares y personas         | 4.5.10                | 20                | 1955                  | 100                    | 894,800.00              | 0.00                      | 0.00                    | 894,800.00       | 0.00               | 281,500.00 | 281,500.00 | 31%                    | 613,300.00                    | 69%                  |
| 21(I)  |                                |          |          |          |                |             |                       |          |        |           |          | INVERSION  |                       |                   |                       |                        | 239,449.75              | 0.00                      | 0.00                    | 239,449.75       | 0.00               | 39,440.74  | 39,440.74  | 16%                    | 200,009.01                    | 84%                  |
| 21(I)  | 01                             |          | 00       |          |                |             |                       |          |        |           |          | Actividades Centrales  |                       |                   |                       |                        | 239,449.75              | 0.00                      | 0.00                    | 239,449.75       | 0.00               | 39,440.74  | 39,440.74  | 16%                    | 200,009.01                    | 84%                  |
| 21(I)  | 01                             |          | 00       | 00       |                |             |                       |          |        |           |          | N/A  |                       |                   |                       |                        | 239,449.75              | 0.00                      | 0.00                    | 239,449.75       | 0.00               | 39,440.74  | 39,440.74  | 16%                    | 200,009.01                    | 84%                  |
| 21(I)  | 01                             |          | 00       | 00       | 0002           |             |                       |          |        |           |          | Gestión administrativa y financiera                          |                       |                   |                       |                        | 239,449.75              | 0.00                      | 0.00                    | 239,449.75       | 0.00               | 39,440.74  | 39,440.74  | 16%                    | 200,009.01                    | 84%                  |
| 21(I)  | 01                             |          | 00       | 00       | 0002           |             | 2                     |          |        |           |          | GASTOS   |                       |                   |                       |                        | 239,449.75              | 0.00                      | 0.00                    | 239,449.75       | 0.00               | 39,440.74  | 39,440.74  | 16%                    | 200,009.01                    | 84%                  |
| 21(I)  | 01                             |          | 00       | 00       | 0002           |             | 2                     | 2        |        |           |          | CONTRATACION DE SERVICIOS                                    |                       |                   |                       |                        | 25,000.00               | 0.00                      | 0.00                    | 25,000.00        | 0.00               | 7,580.74   | 7,580.74   | 30%                    | 17,419.26                     | 81%                  |
| 21(I)  | 01                             |          | 00       | 00       | 0002           |             | 2                     | 2        | 8      |           |          | OTROS SERVICIOS NO INCLUIDOS EN CONCEPTOS                    |                       |                   |                       |                        | 25,000.00               | 0.00                      | 0.00                    | 25,000.00        | 0.00               | 7,580.74   | 7,580.74   | 30%                    | 17,419.26                     | 81%                  |
| 21(I)  | 01                             |          | 00       | 00       | 0002           |             | 2                     | 2        | 8      | 2         |          | Comisiones y gastos  |                       |                   |                       |                        | 25,000.00               | 0.00                      | 0.00                    | 25,000.00        | 0.00               | 7,580.74   | 7,580.74   | 30%                    | 17,419.26                     | 81%                  |
| 21(I)  | 01                             |          | 00       | 00       | 0002           |             | 2                     | 2        | 8      | 2         | 01       | Comisiones y gastos  | 1.1.02                | 20                | 1955                  | 100                    | 25,000.00               | 0.00                      | 0.00                    | 25,000.00        | 0.00               | 7,580.74   | 7,580.74   | 30%                    | 17,419.26                     | 81%                  |
| 21(I)  | 01                             |          | 00       | 00       | 0002           |             | 2                     | 3        |        |           |          | MATERIALES Y SUMINISTROS                                     |                       |                   |                       |                        | 48,000.08               | 0.00                      | 0.00                    | 48,000.08        | 0.00               | 0.00       | 0.00       | 0%                     | 48,000.08                     | 81%                  |
| 21(I)  | 01                             |          | 00       | 00       | 0002           |             | 2                     | 3        | 3      |           |          | PAPEL, CARTÓN E IMPRESOS                                     |                       |                   |                       |                        | 48,000.08               | 0.00                      | 0.00                    | 48,000.08        | 0.00               | 0.00       | 0.00       | 0%                     | 48,000.08                     | 81%                  |
| 21(I)  | 01                             |          | 00       | 00       | 0002           |             | 2                     | 3        | 3      | 6         |          | Especies timbradas y valoradas                               |                       |                   |                       |                        | 48,000.08               | 0.00                      | 0.00                    | 48,000.08        | 0.00               | 0.00       | 0.00       | 0%                     | 48,000.08                     | 81%                  |
| 21(I)  | 01                             |          | 00       | 00       | 0002           |             | 2                     | 3        | 3      | 6         | 01       | Especies timbradas y valoradas                               | 1.1.02                | 20                | 1955                  | 100                    | 48,000.08               | 0.00                      | 0.00                    | 48,000.08        | 0.00               | 0.00       | 0.00       | 0%                     | 48,000.08                     | 81%                  |
| 21(I)  | 01                             |          | 00       | 00       | 0002           |             | 2                     | 6        |        |           |          | BIENES MUEBLES, INMUEBLES E INTANGIBLES                      |                       |                   |                       |                        | 166,449.67              | 0.00                      | 0.00                    | 166,449.67       | 0.00               | 31,860.00  | 31,860.00  | 19%                    | 134,589.67                    | 81%                  |
| 21(I)  | 01                             |          | 00       | 00       | 0002           |             | 2                     | 6        | 1      |           |          | MOBILIARIO Y EQUIPO  |                       |                   |                       |                        | 166,449.67              | 0.00                      | 0.00                    | 166,449.67       | 0.00               | 31,860.00  | 31,860.00  | 19%                    | 134,589.67                    | 81%                  |
| 21(I)  | 01                             |          | 00       | 00       | 0002           |             | 2                     | 6        | 1      | 9         |          | Otros mobiliarios y equipos no identificados                 |                       |                   |                       |                        | 166,449.67              | 0.00                      | 0.00                    | 166,449.67       | 0.00               | 31,860.00  | 31,860.00  | 19%                    | 134,589.67                    | 81%                  |
| 21(I)  | 01                             |          | 00       | 00       | 0002           |             | 2                     | 6        | 1      | 9         | 01       | Otros Mobiliarios y Equipos no Identificados Precedentemente | 1.1.02                | 30                | 9995                  | 102                    | 166,449.67              | 0.00                      | 0.00                    | 166,449.67       | 0.00               | 31,860.00  | 31,860.00  | 19%                    | 134,589.67                    | 81%                  |
| 22(I)  |                                |          |          |          |                |             |                       |          |        |           |          | INVERSION  |                       |                   |                       |                        | 348,192.33              | 0.00                      | 0.00                    | 348,192.33       | 0.00               | 0.00       | 0.00       | 0%                     | 348,192.33                    | 100%                 |
| 22(I)  |                                | 11       | 00       | 00       |                |             |                       |          |        |           |          | Gestión y ejecución de proyectos municipales                 |                       |                   |                       |                        | 348,192.33              | 0.00                      | 0.00                    | 348,192.33       | 0.00               | 0.00       | 0.00       | 0%                     | 348,192.33                    | 100%                 |
| 22(I)  |                                | 11       | 00       | 00       |                |             |                       |          |        |           |          | N/A  |                       |                   |                       |                        | 348,192.33              | 0.00                      | 0.00                    | 348,192.33       | 0.00               | 0.00       | 0.00       | 0%                     | 348,192.33                    | 100%                 |

  
ELABORADOR POR

  
REVISADO POR

  
AUTORIZADO POR

MINISTERIO DE HACIENDA  
CENTRALIZACIÓN DE LA INFORMACIÓN FINANCIERA DEL ESTADO  
EJECUCIÓN DE LOS GASTOS Y APLICACIONES FINANCIERAS POR DESTINO DE FONDOS Y ESTRUCTURA  
CORRESPONDIENTE AL TRIMESTRE 1 (ENERO-MARZO) DEL AÑO 2026

FORM. EP-04

CODIGO DEL CAPITULO: 7161

DENOMINACION: JUNTA DE DISTRITO MUNICIPAL DE ARROYO BARRIL

DESTINO DE FONDO: TODOS


ESTADO: Aprobado

ESTADO CIERRE: ABIERTO

| DESTINO DE FONDO | Estructura                     |          |          |          |                | CODIGO SNIP | Clasificador de Gasto |          |        |           |          | DENOMINACION DEL GASTO                             | FUNCION | FUENTE FINANCIAMIENTO | FUENTE ESPECIFICA | ORGANISMO FINANCIADOR | Presupuesto  |                           |                         |                  | Devengado          |              |              |                        |                               |                      |
|------------------|--------------------------------|----------|----------|----------|----------------|-------------|-----------------------|----------|--------|-----------|----------|--|---------|-----------------------|-------------------|-----------------------|--------------|---------------------------|-------------------------|------------------|--------------------|--------------|--------------|------------------------|-------------------------------|----------------------|
|                  | Partida no Asignada a Programa | PROGRAMA | PRODUCTO | PROYECTO | ACTIVIDAD/OBRA |             | TIPO                  | CONCEPTO | CUENTA | SUBCUENTA | AUXILIAR |  |         |                       |                   |                       | Original     | Modificaciones Anteriores | Modificación Trimestral | Vigente          | Acumulado Anterior | Trimestre    | A la fecha   | % Devengado a la fecha | Balance Disponible Trimestral | % Balance Disponible |
| 1                | 2                              | 3        | 4        | 5        | 6              | 7           | 8                     | 9        | 10     | 11        | 12       | 13   | 14      | 15                    | 16                | 17                    | 18           | 19                        | 20                      | 21= 18 + 19 + 20 | 22                 | 23           | 24           | 25 = 24 / 21           | 26= 21-24                     | 27 = 26 / 21         |
| 22(0)            |                                | 11       | 00       | 00       | 0002           |             |                       |          |        |           |          | Coordinación, adquisición y mantenimiento de obras |         |                       |                   |                       | 348,192.33   | 0.00                      | 0.00                    | 348,192.33       | 0.00               | 0.00         | 0.00         | 0%                     | 348,192.33                    | 100%                 |
| 22(0)            |                                | 11       | 00       | 00       | 0002           |             | 2                     |          |        |           |          | GASTOS   |         |                       |                   |                       | 348,192.33   | 0.00                      | 0.00                    | 348,192.33       | 0.00               | 0.00         | 0.00         | 0%                     | 348,192.33                    | 100%                 |
| 22(0)            |                                | 11       | 00       | 00       | 0002           |             | 2                     | 7        |        |           |          | OBRAS  |         |                       |                   |                       | 348,192.33   | 0.00                      | 0.00                    | 348,192.33       | 0.00               | 0.00         | 0.00         | 0%                     | 348,192.33                    | 100%                 |
| 22(0)            |                                | 11       | 00       | 00       | 0002           |             | 2                     | 7        | 2      |           |          | INFRAESTRUCTURA                                    |         |                       |                   |                       | 348,192.33   | 0.00                      | 0.00                    | 348,192.33       | 0.00               | 0.00         | 0.00         | 0%                     | 348,192.33                    | 100%                 |
| 22(0)            |                                | 11       | 00       | 00       | 0002           |             | 2                     | 7        | 2      | 1         |          | Obras hidráulicas y sanitarias                     |         |                       |                   |                       | 348,192.33   | 0.00                      | 0.00                    | 348,192.33       | 0.00               | 0.00         | 0.00         | 0%                     | 348,192.33                    | 100%                 |
| 22(0)            |                                | 11       | 00       | 00       | 0002           |             | 2                     | 7        | 2      | 01        |          | Obras hidráulicas y sanitarias                     | 2.5.03  | 30                    | 9996              | 102                   | 348,192.33   | 0.00                      | 0.00                    | 348,192.33       | 0.00               | 0.00         | 0.00         | 0%                     | 348,192.33                    | 100%                 |
| 23(0)            |                                | 01       | 00       | 00       |                |             |                       |          |        |           |          | INVERSION  |         |                       |                   |                       | 1,033,764.92 | 0.00                      | 2,948,716.93            | 3,982,481.85     | 0.00               | 3,618,865.13 | 3,618,865.13 | 91%                    | 363,616.72                    | 9%                   |
| 23(0)            |                                | 01       | 00       | 00       |                |             |                       |          |        |           |          | Actividades Centrales                              |         |                       |                   |                       | 380,764.92   | 0.00                      | 0.00                    | 380,764.92       | 0.00               | 371,396.56   | 371,396.56   | 98%                    | 9,368.36                      | 10%                  |
| 23(0)            |                                | 01       | 00       | 00       |                |             |                       |          |        |           |          | N/A  |         |                       |                   |                       | 380,764.92   | 0.00                      | 0.00                    | 380,764.92       | 0.00               | 371,396.56   | 371,396.56   | 98%                    | 9,368.36                      | 54%                  |
| 23(0)            |                                | 01       | 00       | 00       | 0001           |             |                       |          |        |           |          | Dirección y coordinación                           |         |                       |                   |                       | 380,764.92   | 0.00                      | 0.00                    | 380,764.92       | 0.00               | 371,396.56   | 371,396.56   | 98%                    | 9,368.36                      | 88%                  |
| 23(0)            |                                | 01       | 00       | 00       | 0001           |             | 2                     |          |        |           |          | GASTOS   |         |                       |                   |                       | 380,764.92   | 0.00                      | 0.00                    | 380,764.92       | 0.00               | 371,396.56   | 371,396.56   | 98%                    | 9,368.36                      | 88%                  |
| 23(0)            |                                | 01       | 00       | 00       | 0001           |             | 2                     | 6        |        |           |          | BIENES MUEBLES, INMUEBLES E INTANGIBLES            |         |                       |                   |                       | 380,764.92   | 0.00                      | 0.00                    | 380,764.92       | 0.00               | 371,396.56   | 371,396.56   | 98%                    | 9,368.36                      | 88%                  |
| 23(0)            |                                | 01       | 00       | 00       | 0001           |             | 2                     | 6        | 9      |           |          | EDIFICIOS, ESTRUCTURAS, TIERRAS, TERRENOS Y        |         |                       |                   |                       | 380,764.92   | 0.00                      | 0.00                    | 380,764.92       | 0.00               | 371,396.56   | 371,396.56   | 98%                    | 9,368.36                      | 88%                  |
| 23(0)            |                                | 01       | 00       | 00       | 0001           |             | 2                     | 6        | 9      | 3         |          | Terrenos urbanos                                   |         |                       |                   |                       | 380,764.92   | 0.00                      | 0.00                    | 380,764.92       | 0.00               | 371,396.56   | 371,396.56   | 98%                    | 9,368.36                      | 88%                  |
| 23(0)            |                                | 01       | 00       | 00       | 0001           |             | 2                     | 6        | 9      | 3         | 01       | Terrenos urbanos sin mejoras                       | 1.1.01  | 20                    | 1955              | 100                   | 380,764.92   | 0.00                      | 0.00                    | 380,764.92       | 0.00               | 371,396.56   | 371,396.56   | 98%                    | 9,368.36                      | 88%                  |
| 23(0)            |                                | 11       | 00       | 00       |                |             |                       |          |        |           |          | Gestión y ejecución de proyectos municipales       |         |                       |                   |                       | 653,000.00   | 0.00                      | 2,948,716.93            | 3,601,716.93     | 0.00               | 3,247,468.57 | 3,247,468.57 | 90%                    | 354,248.36                    | 10%                  |
| 23(0)            |                                | 11       | 00       | 01       |                |             |                       |          |        |           |          | Construcción de vías de comunicación y anexos      |         |                       |                   |                       | 0.00         | 0.00                      | 2,948,716.93            | 2,948,716.93     | 0.00               | 2,948,456.33 | 2,948,456.33 | 100%                   | 260.60                        | 54%                  |
| 23(0)            |                                | 11       | 00       | 01       | 0051           |             |                       |          |        |           |          | Continuación Construcción Aceras y contenes fondo  |         |                       |                   |                       | 0.00         | 0.00                      | 2,948,716.93            | 2,948,716.93     | 0.00               | 2,948,456.33 | 2,948,456.33 | 100%                   | 260.60                        | 88%                  |
| 23(0)            |                                | 11       | 00       | 01       | 0051           |             | 2                     |          |        |           |          | GASTOS   |         |                       |                   |                       | 0.00         | 0.00                      | 2,948,716.93            | 2,948,716.93     | 0.00               | 2,948,456.33 | 2,948,456.33 | 100%                   | 260.60                        | 88%                  |
| 23(0)            |                                | 11       | 00       | 01       | 0051           |             | 2                     | 7        |        |           |          | OBRAS  |         |                       |                   |                       | 0.00         | 0.00                      | 2,948,716.93            | 2,948,716.93     | 0.00               | 2,948,456.33 | 2,948,456.33 | 100%                   | 260.60                        | 88%                  |
| 23(0)            |                                | 11       | 00       | 01       | 0051           |             | 2                     | 7        | 2      |           |          | INFRAESTRUCTURA                                    |         |                       |                   |                       | 0.00         | 0.00                      | 2,948,716.93            | 2,948,716.93     | 0.00               | 2,948,456.33 | 2,948,456.33 | 100%                   | 260.60                        | 88%                  |
| 23(0)            |                                | 11       | 00       | 01       | 0051           |             | 2                     | 7        | 2      | 4         |          | Infraestructura terrestre y obras anexas           |         |                       |                   |                       | 0.00         | 0.00                      | 2,948,716.93            | 2,948,716.93     | 0.00               | 2,948,456.33 | 2,948,456.33 | 100%                   | 260.60                        | 88%                  |
| 23(0)            |                                | 11       | 00       | 01       | 0051           |             | 2                     | 7        | 2      | 4         | 01       | Infraestructura terrestre y obras anexas           |         |                       |                   |                       | 0.00         | 0.00                      | 2,948,716.93            | 2,948,716.93     | 0.00               | 2,948,456.33 | 2,948,456.33 | 100%                   | 260.60                        | 88%                  |
| 23(0)            |                                | 11       | 00       | 11       |                |             |                       |          |        |           |          | Construcción de infraestructuras Religiosas        |         |                       |                   |                       | 653,000.00   | 0.00                      | 0.00                    | 653,000.00       | 0.00               | 299,012.24   | 299,012.24   | 46%                    | 353,987.76                    | 54%                  |
| 23(0)            |                                | 11       | 00       | 11       | 0051           |             |                       |          |        |           |          | Construccion Verje Cementerio Los Robalo           |         |                       |                   |                       | 253,000.00   | 0.00                      | 0.00                    | 253,000.00       | 0.00               | 252,012.24   | 252,012.24   | 100%                   | 987.76                        | 88%                  |
| 23(0)            |                                | 11       | 00       | 11       | 0051           |             |                       |          |        |           |          | GASTOS   |         |                       |                   |                       | 253,000.00   | 0.00                      | 0.00                    | 253,000.00       | 0.00               | 252,012.24   | 252,012.24   | 100%                   | 987.76                        | 88%                  |
| 23(0)            |                                | 11       | 00       | 11       | 0051           |             | 2                     | 7        |        |           |          | OBRAS  |         |                       |                   |                       | 253,000.00   | 0.00                      | 0.00                    | 253,000.00       | 0.00               | 252,012.24   | 252,012.24   | 100%                   | 987.76                        | 88%                  |
| 23(0)            |                                | 11       | 00       | 11       | 0051           |             | 2                     | 7        | 2      |           |          | INFRAESTRUCTURA                                    |         |                       |                   |                       | 253,000.00   | 0.00                      | 0.00                    | 253,000.00       | 0.00               | 252,012.24   | 252,012.24   | 100%                   | 987.76                        | 88%                  |
| 23(0)            |                                | 11       | 00       | 11       | 0051           |             | 2                     | 7        | 2      | 7         |          | Obras urbanísticas                                 |         |                       |                   |                       | 253,000.00   | 0.00                      | 0.00                    | 253,000.00       | 0.00               | 252,012.24   | 252,012.24   | 100%                   | 987.76                        | 88%                  |
| 23(0)            |                                | 11       | 00       | 11       | 0051           |             | 2                     | 7        | 2      | 7         | 01       | Obras urbanísticas                                 |         |                       |                   |                       | 253,000.00   | 0.00                      | 0.00                    | 253,000.00       | 0.00               | 252,012.24   | 252,012.24   | 100%                   | 987.76                        | 88%                  |
| 23(0)            |                                | 11       | 00       | 11       | 0052           |             |                       |          |        |           |          | Construcción Capilla El Coco                       |         |                       |                   |                       | 400,000.00   | 0.00                      | 0.00                    | 400,000.00       | 0.00               | 47,000.00    | 47,000.00    | 12%                    | 353,000.00                    | 88%                  |
| 23(0)            |                                | 11       | 00       | 11       | 0052           |             |                       |          |        |           |          | GASTOS   |         |                       |                   |                       | 400,000.00   | 0.00                      | 0.00                    | 400,000.00       | 0.00               | 47,000.00    | 47,000.00    | 12%                    | 353,000.00                    | 88%                  |
| 23(0)            |                                | 11       | 00       | 11       | 0052           |             | 2                     | 7        |        |           |          | OBRAS  |         |                       |                   |                       | 400,000.00   | 0.00                      | 0.00                    | 400,000.00       | 0.00               | 47,000.00    | 47,000.00    | 12%                    | 353,000.00                    | 88%                  |
| 23(0)            |                                | 11       | 00       | 11       | 0052           |             | 2                     | 7        | 1      |           |          | OBRAS EN EDIFICACIONES                             |         |                       |                   |                       | 400,000.00   | 0.00                      | 0.00                    | 400,000.00       | 0.00               | 47,000.00    | 47,000.00    | 12%                    | 353,000.00                    | 88%                  |
| 23(0)            |                                | 11       | 00       | 11       | 0052           |             | 2                     | 7        | 1      | 2         |          | Obras para edificación no residencial              |         |                       |                   |                       | 400,000.00   | 0.00                      | 0.00                    | 400,000.00       | 0.00               | 47,000.00    | 47,000.00    | 12%                    | 353,000.00                    | 88%                  |
| 23(0)            |                                | 11       | 00       | 11       | 0052           |             | 2                     | 7        | 1      | 2         | 01       | Obras para edificación no residencial              |         |                       |                   |                       | 400,000.00   | 0.00                      | 0.00                    | 400,000.00       | 0.00               | 47,000.00    | 47,000.00    | 12%                    | 353,000.00                    | 88%                  |
| 324(0)           |                                |          |          |          |                |             |                       |          |        |           |          | INVERSION  |         |                       |                   |                       | 5,516,910.00 | 0.00                      | 0.00                    | 5,516,910.00     | 0.00               | 1,093,051.41 | 1,093,051.41 | 20%                    | 4,423,858.59                  | 80%                  |
| 324(0)           | 96                             |          |          |          |                |             |                       |          |        |           |          | Deuda Publica y otras operaciones financieras      |         |                       |                   |                       | 5,516,910.00 | 0.00                      | 0.00                    | 5,516,910.00     | 0.00               | 1,093,051.41 | 1,093,051.41 | 20%                    | 4,423,858.59                  | 80%                  |
| 324(0)           | 96                             |          |          |          |                |             |                       |          |        |           |          | N/A  |         |                       |                   |                       | 5,516,910.00 | 0.00                      | 0.00                    | 5,516,910.00     | 0.00               | 1,093,051.41 | 1,093,051.41 | 20%                    | 4,423,858.59                  | 80%                  |

  
ELABORADOR POR

  
REVISADO POR

  
AUTORIZADO POR

MINISTERIO DE HACIENDA  
CENTRALIZACIÓN DE LA INFORMACIÓN FINANCIERA DEL ESTADO  
EJECUCIÓN DE LOS GASTOS Y APLICACIONES FINANCIERAS POR DESTINO DE FONDOS Y ESTRUCTURA  
CORRESPONDIENTE AL TRIMESTRE 1 (ENERO-MARZO) DEL AÑO 2026

FORM. EP-04  
 CODIGO DEL CAPITULO: 7161  
 DENOMINACION: JUNTA DE DISTRITO MUNICIPAL DE ARROYO BARRIL  
 DESTINO DE FONDO: TODOS  
 ESTADO: Aprobado  
 ESTADO CIERRE: ABIERTO

| DESTINO DE FONDO     | Estructura                     |          |          |          |                | CODIGO SNIP | Clasificador de Gasto |          |        |           |          | DENOMINACION DEL GASTO                                   | FUNCION | FUENTE FINANCIAMIENTO | FUENTE ESPECIFICA | ORGANISMO FINANCIADOR | Presupuesto   |                           |                         |                  | Devengado          |              |              |                        |                               |                      |
|----------------------|--------------------------------|----------|----------|----------|----------------|-------------|-----------------------|----------|--------|-----------|----------|--|---------|-----------------------|-------------------|-----------------------|---------------|---------------------------|-------------------------|------------------|--------------------|--------------|--------------|------------------------|-------------------------------|----------------------|
|                      | Partida no Asignada a Programa | PROGRAMA | PRODUCTO | PROYECTO | ACTIVIDAD/OBRA |             | TIPO                  | CONCEPTO | CUENTA | SUBCUENTA | AUXILIAR |  |         |                       |                   |                       | Original      | Modificaciones Anteriores | Modificación Trimestral | Vigente          | Acumulado Anterior | Trimestre    | A la fecha   | % Devengado a la fecha | Balance Disponible Trimestral | % Balance Disponible |
| 1                    | 2                              | 3        | 4        | 5        | 6              | 7           | 8                     | 9        | 10     | 11        | 12       | 13   | 14      | 15                    | 16                | 17                    | 18            | 19                        | 20                      | 21= 18 + 19 + 20 | 22                 | 23           | 24           | 25 = 24 / 21           | 26= 21-24                     | 27 = 26 / 21         |
| 324(I)               | 96                             |          | 00       | 00       | 0001           |             |                       |          |        |           |          | Amortizaciones de préstamos                              |         |                       |                   |                       | 5,516,910.00  | 0.00                      | 0.00                    | 5,516,910.00     | 0.00               | 1,093,051.41 | 1,093,051.41 | 20%                    | 4,423,858.59                  | 80%                  |
| 324(I)               | 96                             |          | 00       | 00       | 0001           |             | 4                     |          |        |           |          | Aplicaciones financieras                                 |         |                       |                   |                       | 5,516,910.00  | 0.00                      | 0.00                    | 5,516,910.00     | 0.00               | 1,093,051.41 | 1,093,051.41 | 20%                    | 4,423,858.59                  | 80%                  |
| 324(I)               | 96                             |          | 00       | 00       | 0001           |             | 4                     | 2        |        |           |          | Disminución de pasivos                                   |         |                       |                   |                       | 5,516,910.00  | 0.00                      | 0.00                    | 5,516,910.00     | 0.00               | 1,093,051.41 | 1,093,051.41 | 20%                    | 4,423,858.59                  | 80%                  |
| 324(I)               | 96                             |          | 00       | 00       | 0001           |             | 4                     | 2        | 1      |           |          | Disminución de pasivos corrientes                        |         |                       |                   |                       | 5,516,910.00  | 0.00                      | 0.00                    | 5,516,910.00     | 0.00               | 1,093,051.41 | 1,093,051.41 | 20%                    | 4,423,858.59                  | 80%                  |
| 324(I)               | 96                             |          | 00       | 00       | 0001           |             | 4                     | 2        | 1      | 1         |          | Disminución de cuentas por pagar de corto plazo          |         |                       |                   |                       | 5,516,910.00  | 0.00                      | 0.00                    | 5,516,910.00     | 0.00               | 1,093,051.41 | 1,093,051.41 | 20%                    | 4,423,858.59                  | 80%                  |
| 324(I)               | 96                             |          | 00       | 00       | 0001           |             | 4                     | 2        | 1      | 1         | 01       | Disminución de cuentas por pagar internas de corto plazo | 0.0.00  | 20                    | 1955              | 100                   | 5,516,910.00  | 0.00                      | 0.00                    | 5,516,910.00     | 0.00               | 1,093,051.41 | 1,093,051.41 | 20%                    | 4,423,858.59                  | 80%                  |
| <b>Total general</b> |                                |          |          |          |                |             |                       |          |        |           |          |  |         |                       |                   |                       | 28,553,268.00 | 0.00                      | 2,948,716.93            | 31,501,984.93    | 0.00               | 9,350,521.50 | 9,350,521.50 | 30%                    | 22,151,463.43                 | 70%                  |

| |

| 00 |



ELABORADOR POR





REVISADO POR





AUTORIZADO POR